

The logo for ERKADO, featuring a stylized 'E' symbol followed by the brand name in a bold, sans-serif font.

doors are our world



CATALOGUE OF
STEEL DOORS
2025/2026

Edition I/2026/A
Effective from: 1.01.2026

EN



SINGEN 6 in LABEL BLACK STR finish, in ANTRACITE SILVER laminate with a matt surface.

ERKADO

We have been making doors for almost 50 years. Over that time, we have undergone a transformation from a small carpentry shop making wood products for local residents to the role of one of the market leaders in door manufacturing in Poland. In our 50,000 sqm plant, we use machinery designed specifically for us, based on the latest technologies. The annual production is about 750,000 door leaves that find satisfied buyers in various parts of the world. Our products are known primarily for their high quality and attractive and universal design.

Every order is important to us – both small ones for single leaves, as well as those for the needs of large customers. We believe this is the right way to become a better manufacturer.

Steel doors are Erkado's latest product. They are made using proprietary technology on an individually composed modern production line.

We transform our concepts and ideas into real products that have been tested to check their essential parameters and performance. We are convinced that the result of these activities are products that provide a sense of comfort and safety. We believe you will have the same feelings by purchasing our doors.

CONTENTS

DECORS	4								
DOOR COLLECTION	5								
DOOR DESIGN TYPES	11								
<table border="1"> <tr> <td>THERMO HOT</td> <td>88</td> </tr> <tr> <td>THERMO HOT</td> <td>78</td> </tr> <tr> <td>THERMO</td> <td>78</td> </tr> <tr> <td>THERMO</td> <td>64</td> </tr> </table>	THERMO HOT	88	THERMO HOT	78	THERMO	78	THERMO	64	12
THERMO HOT	88								
THERMO HOT	78								
THERMO	78								
THERMO	64								
	14								
	16								
	18								
TYPES OF FINISH	20								
DOOR MODELS:									
HORN	23								
LANGEN NEW	24								
TREBUR NEW	26								
ARENDAL NEW	28								
WELS	30								
BAZYLEA	31								
LAHTI NEW	32								
HELMOND NEW	33								
UTRECHT NEW	34								
FRYBURG	35								
LEIMEN	36								
AMBERG	37								
LINDEN	38								
MURTER	39								
ROTTERDAM	40								
EBERN	41								
WIENER	42								
SION	43								
SINGEN	44								
SELTERS	45								
SAMEDAN	46								
RODING	47								
MELK	48								
LUCERNA	49								
KREBEN	50								
LEOBEN	51								
ALTA NEW	52								
LUTTER	54								
BIENE	55								
KELLA	56								
SOLID	57								
THERMAL TRANSMITTANCE	58								
TOP AND SIDE LIGHTS	62								
TECHNICAL INFORMATION:									
DOOR FRAMES	59								
DOOR DIMENSIONS	60								
GLAZING DIMENSIONS WITHIN THE DECORATIVE PANEL	64								
OPENING TYPES	65								
ACCESSORIES	66								


DECORS

Our doors are made of steel sheet, finished with PVC laminate. Choose a colour that will make your door stand out.


PVC LAMINATE

This product is specially developed for outdoor use. PVC laminate offers high resistance to changing weather conditions and UV radiation. The texture matching the decorative motif creates a product with high aesthetic qualities.

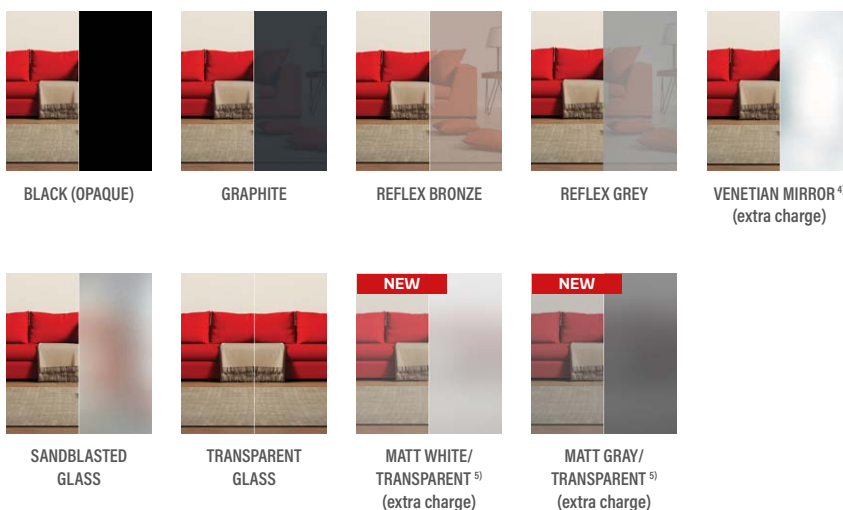
5 years of **WARRANTY** ²⁾
FOR THE VEENER



FRAMES



GLAZING



¹⁾ NATURAL TRANSVERSE OAK facing layer used only on the leaf. Frame available with the NATURAL OAK facing layer.

²⁾ Refers to the resistance to UV rays with the requirements specified in the guarantee card.

³⁾ The decor is only available with a decorative angle in black or inox on the sash rebate on the lock side (not applicable to LANGEN 2, 7, 9 i 11, BAZYLEA 2, LEIMEN 3 and 5).

⁴⁾ A change in atmospheric pressure can cause a slight distortion of the reflected image in a venetian mirror.

⁵⁾ Variable transparency glass. The change is achieved by passing a low-voltage current through the glass. Without the current, the glass is opaque in shades of white or grey. It is activated by a button mounted on the frame (at extra cost) or a button, e.g. from the lighting system. When transparent, glass has a delicate white or grey glow.

For technical reasons, due to printing technology, the colours shown may differ from those shown in the photographs. It is recommended to compare the colour with the samples available from the seller

DOOR COLLECTION

HORN SERIES

p. 23



HORN 1

HORN 2

HORN 4

HORN 5

LANGEN SERIES

p. 24



LANGEN 1

LANGEN 2

LANGEN 3

LANGEN 4

LANGEN 5

LANGEN 6

LANGEN 7

LANGEN 8



LANGEN 9

LANGEN 10


LANGEN 11

LANGEN 12

NEW

TREBUR SERIES

p. 26



TREBUR 1

TREBUR 2

TREBUR 4

TREBUR 7

TREBUR 8

TREBUR 10



TREBUR 11

TREBUR 12

TREBUR 13

TREBUR 14

NEW

DOOR COLLECTION

ARENDAL SERIES

p. 28



ARENDAL 1


ARENDAL 2

ARENDAL 3

ARENDAL 4

ARENDAL 5

ARENDAL 6



ARENDAL 7

ARENDAL 8

ARENDAL 9


ARENDAL 10

ARENDAL 11

NEW

WELS SERIES

p. 30



WELS 1

WELS 2

WELS 3

WELS 4

WELS 5

WELS 7

BAZYLEA SERIES

p. 31



BAZYLEA 1

BAZYLEA 2

BAZYLEA 3

BAZYLEA 4

BAZYLEA 5

LAHTI SERIES

p. 32



LAHTI 1

LAHTI 2

LAHTI 3

LAHTI 4

LAHTI 5

LAHTI 6


NEW

DOOR COLLECTION

HELMOND SERIES

p. 33

NEW



HELMOND 1

HELMOND 2

HELMOND 3

UTRECHT SERIES

p. 34

NEW



UTRECHT 1

UTRECHT 2

UTRECHT 3

UTRECHT 4

UTRECHT 5

FRYBURG SERIES

p. 35



FRYBURG 3

FRYBURG 4

FRYBURG 5

FRYBURG 6

LEIMEN SERIES

p. 36



LEIMEN 1

LEIMEN 2

LEIMEN 3

LEIMEN 4

LEIMEN 5

AMBERG SERIES

p. 37



AMBERG 1

AMBERG 2

AMBERG 3

AMBERG 4

COPYRIGHTED DESIGN

ERKADO

No 008724926-0001

DOOR COLLECTION

LINDEN SERIES

p. 38



LINDEN 1 LINDEN 2 LINDEN 3 LINDEN 4 LINDEN 5 LINDEN 6

COPYRIGHTED DESIGN
ERKADO
 No 008724926-0002
 No 008724926-0003
 No 008724926-0004

MURTER SERIES

p. 39



MURTER 1 MURTER 2 MURTER 3 MURTER 4 MURTER 5 MURTER 6

COPYRIGHTED DESIGN
ERKADO
 No 008724926-0005
 No 008724926-0006
 No 008724926-0007

ROTTERDAM SERIES

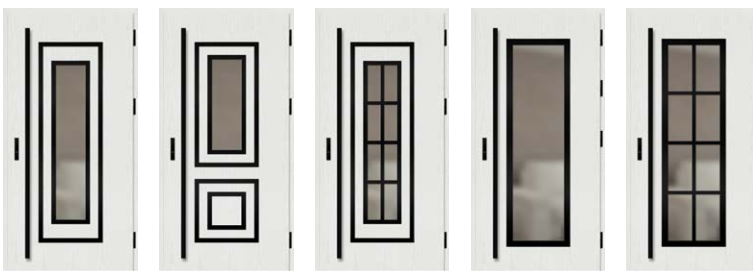
p. 40



ROTTERDAM 1 ROTTERDAM 2 ROTTERDAM 3 ROTTERDAM 4

EBERN SERIES

p. 41



EBERN 1 EBERN 2 EBERN 3 EBERN 4 EBERN 5

WIENER SERIES

p. 42



WIENER 1 WIENER 2 WIENER 3

SION SERIES

p. 43



SION 1 SION 2

DOOR COLLECTION

SINGEN SERIES


p. 44



SINGEN 1 SINGEN 2 SINGEN 3 SINGEN 4 SINGEN 5 SINGEN 6

SELTERS SERIES

p. 45




SELTERS 1 SELTERS 2 SELTERS 3 SELTERS 4 SELTERS 5 SELTERS 6 SELTERS 7

COPYRIGHTED DESIGN
ERKADO
 No 008724926-0008
 No 008724926-0009
 No 008724926-0010

SAMEDAN SERIES

p. 46



SAMEDAN 1 SAMEDAN 2 SAMEDAN 3 SAMEDAN 4 SAMEDAN 5

RODING SERIES

p. 47



RODING 1 RODING 2

MELK SERIES


p. 48



MELK 1 MELK 2

LUCERNA SERIES

p. 49



LUCERNA 1 LUCERNA 2

KREBEN SERIES

p. 50



KREBEN 1 KREBEN 2

LEOBEN SERIES

p. 51




LEOBEN 1 LEOBEN 2 LEOBEN 3 LEOBEN 4

DOOR COLLECTION

ALTA SERIES

p. 52



LUTTER SERIES

p. 54



BIENE SERIES

p. 55



KELLA SERIES

p. 56



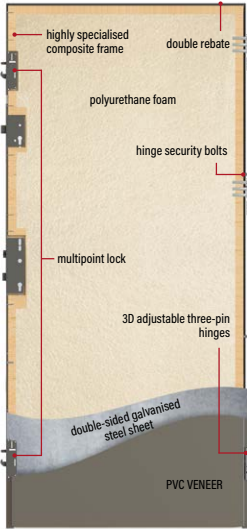
SOLID SERIES

p. 57



DESIGN TYPES

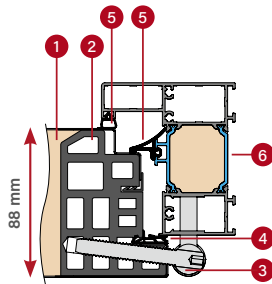
88 THERMO HOT 88



THERMAL INSULATION
Ud=0.60 W/(m²K)⁻¹

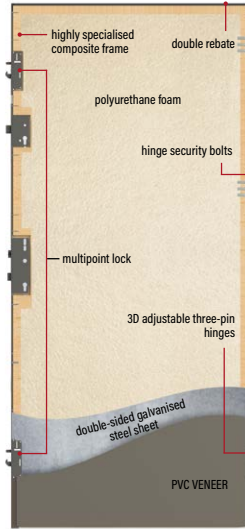


DOOR LEAF THICKNESS
88 mm



ALUMINIUM DOOR FRAME

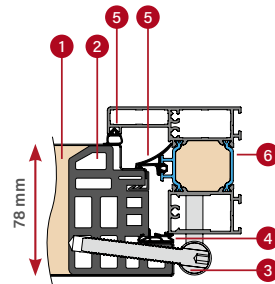
78 THERMO HOT 78



THERMAL INSULATION
Ud=0.63 W/(m²K)⁻¹

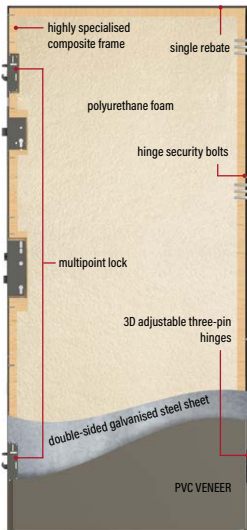


DOOR LEAF THICKNESS
78 mm



ALUMINIUM DOOR FRAME

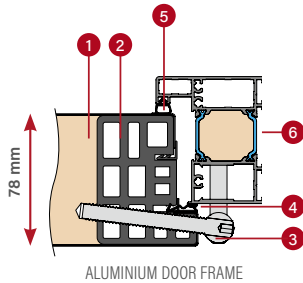
78 THERMO 78



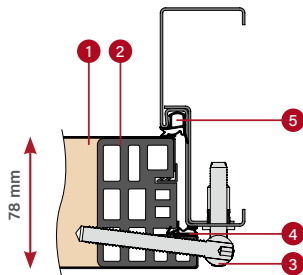
THERMAL INSULATION
Ud=0.64 W/(m²K)⁻¹



DOOR LEAF THICKNESS
78 mm

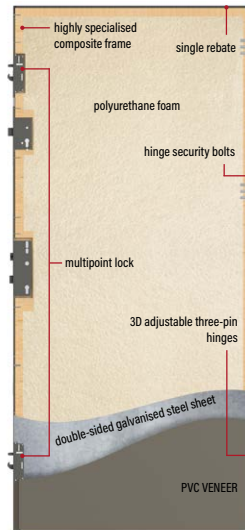


ALUMINIUM DOOR FRAME



STEEL DOOR FRAME

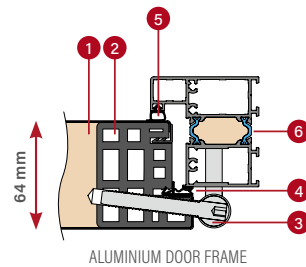
64 THERMO 64



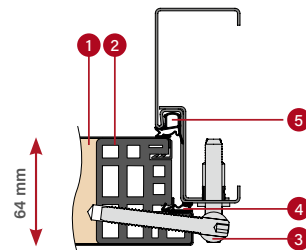
THERMAL INSULATION
Ud=0.77 W/(m²K)⁻¹



DOOR LEAF THICKNESS
64 mm



ALUMINIUM DOOR FRAME



STEEL DOOR FRAME

- 1 foam filling
- 2 frame made of highly specialised composite material resistant to harsh weather conditions
- 3 hinge
- 4 leaf seal
- 5 frame seal
- 6 aluminium frame thermal barrier

NEW

* Applies to solid core doors without glazing with reference dimensions 1230 x 2180 mm with aluminium frame (details on page 58).

THERMO HOT 88 DOOR




thermal insulation
Ud=0.60 w/ (m²K) 1)


STANDARD EQUIPMENT & AT EXTRA CHARGE




three-stage hinges with 3D adjustment, hinge covers in black, silver or old gold



aluminium door frame



drop down gasket 3)



4 hinge security bolts



warm aluminium threshold and fourth rebate in the lower part of the leaf

S

solid strike plate with pressure adjustment

S

multipoint lock

D

multipoint lock with the top lock

NEW LAHTI 2, natural oak, LABEL BLACK STR

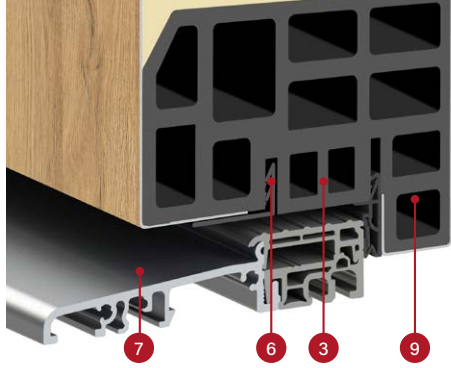
S standard, included in door price

D optional at extra charge


1) Applies to solid core doors without glazing with reference dimensions 1230 x 2180 mm with aluminium frame.

2) Glazed doors must have an RC2 glazing package to be RC2-rated, available at an extra charge. The door does not comply with class RC2 when using an ErkadoSmart insert.

3) When using a drop seal, the bottom rail is made of glued wood.



cross-section of the THERMO HOT 88 leaf with and without drop down gasket, aluminium threshold








DESIGN:

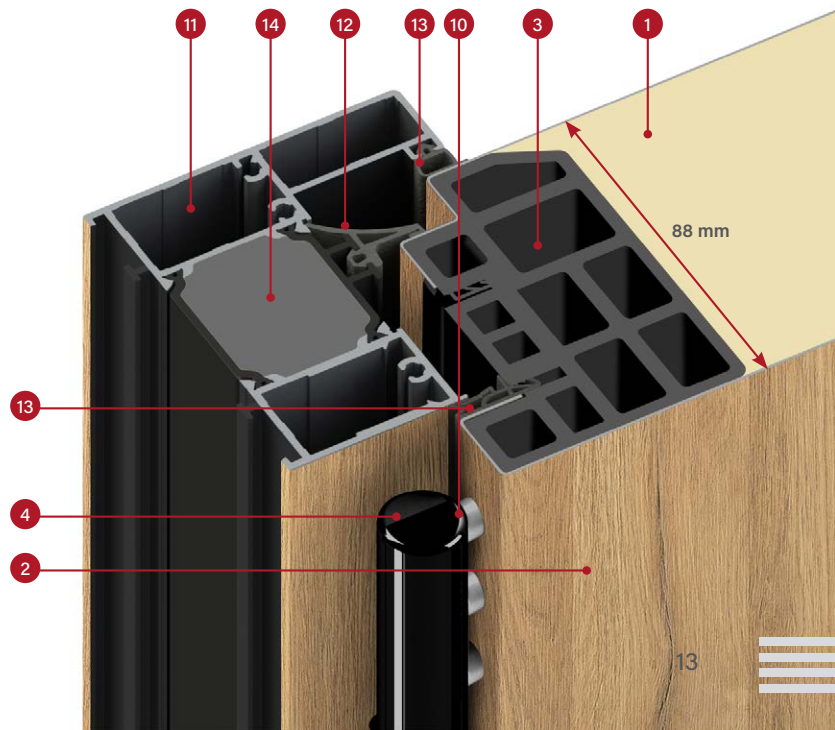
- 1 door leaf filled with polyurethane foam (PUR)
- 2 door leaf made of 0,6 mm thick galvanised steel sheet covered with UV resistant PVC laminate
- 3 frame made of highly specialised composite material resistant to harsh weather conditions **NEW**
- 4 3D adjustable three-pin hinge
- 6 trim for an aesthetic finish
- 7 warm aluminium threshold
- 8 drop down gasket (at extra charge) provides additional sealing of the door in the threshold part. When used, the bottom rail in the sash is made of glued wood.
- 9 threshold rebate (the so-called fourth rebate) significantly improves the tightness of the door around the leaf
- 10 aluminium black, silver or old gold hinge covers
- 11 aluminium frame with thermal barrier providing much better thermal insulation
- 12 door frame central gasket
- 13 door frame and leaf gasket
- 14 XPS high-insulation filling

STANDARD EQUIPMENT:

1. Door leaf with four-sided rebate, with a frame made of highly specialised composite material **NEW**, filled with PUR foam equipped with:
 - 3 hinges with 3D adjustment and covers
 - 4 hinge security bolts
 - multipoint lock with 3-point locking, silver or black at extra charge
 - covers.
2. Aluminium frame, painted black and covered in the colour of the door leaf, with a warm aluminium threshold and a solid strike plate with pressure adjustment.
3. 4-ply glazing units with a black frame with improved insulation spacer bar as standard.

cross section of an aluminium frame for the THERMO HOT 88 leaf

-  door leaf thickness 88 mm
-  WT25 standard
-  energy-saving
-  European CE compliance standard
-  ideal for passive house



THERMO HOT 78 DOOR



thermal insulation
Ud=0.63 w/ (m²K) 1)

STANDARD EQUIPMENT & AT EXTRA CHARGE




three-stage hinges with 3D adjustment, hinge covers in black, silver or old gold



aluminium door frame



drop down gasket 3)



4 hinge security bolts



warm aluminium threshold and fourth rebate in the lower part of the leaf

S

solid strike plate with pressure adjustment

S

multipoint lock

D

multipoint lock with the top lock

NEW UTRECHT 4, smooth anthracite, LABEL INOX


S standard, included in door price

D optional at extra charge


1) Applies to solid core doors without glazing with reference dimensions 1230 x 2180 mm with aluminium frame.

2) Glazed doors must have an RC2 glazing package to be RC2-rated, available at an extra charge. The door does not comply with class RC2 when using an ErkadoSmart insert.

3) When using a drop seal, the bottom rail is made of glued wood.



cross-section of the THERMO HOT 78 leaf with and without drop down gasket, aluminium threshold








DESIGN:

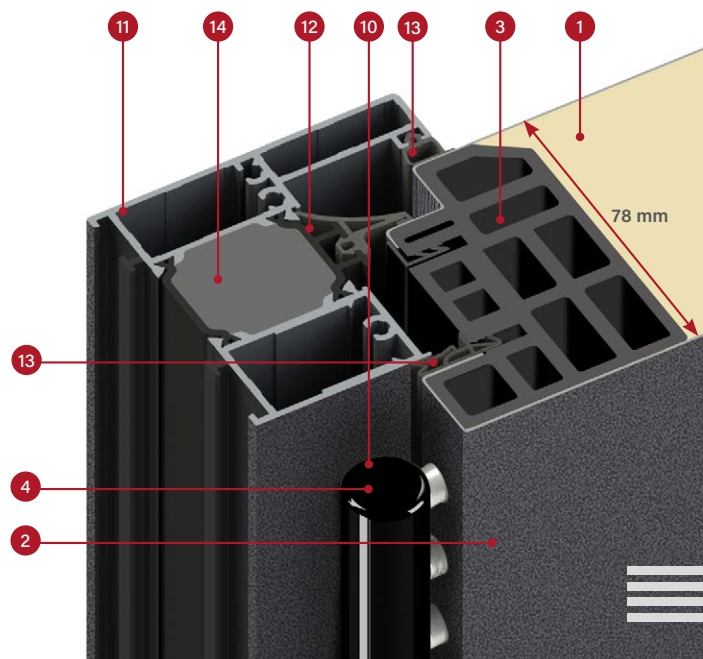
- 1 door leaf filled with polyurethane foam (PUR)
- 2 door leaf made of 0,6 mm thick galvanised steel sheet covered with UV resistant PVC laminate
- 3 frame made of highly specialised composite material resistant to harsh weather conditions **NEW**
- 4 3D adjustable three-pin hinge
- 6 trim for an aesthetic finish
- 7 warm aluminium threshold
- 8 drop down gasket (at extra charge) provides additional sealing of the door in the threshold part. When used, the bottom rail in the sash is made of glued wood.
- 9 threshold rebate (the so-called fourth rebate) significantly improves the tightness of the door around the leaf
- 10 aluminium black, silver or old gold hinge covers
- 11 aluminium frame with thermal barrier providing much better thermal insulation
- 12 door frame central gasket
- 13 door frame and leaf gasket
- 14 XPS high-insulation filling

STANDARD EQUIPMENT:

1. Door leaf with four-sided rebate, with a frame made of highly specialised composite material **NEW**, filled with PUR foam equipped with:
 - 3 hinges with 3D adjustment and covers
 - 4 hinge security bolts
 - multipoint lock with 3-point locking, silver or black at extra charge
 - covers.
2. Aluminium frame, painted black and covered in the colour of the door leaf, with a warm aluminium threshold and a solid strike plate with pressure adjustment.
3. 4-ply glazing units with a black frame with improved insulation spacer bar as standard.

-  door leaf thickness 78 mm
-  WT25 standard
-  energy-saving
-  European CE compliance standard
-  ideal for passive house

cross section of an aluminium frame for the THERMO HOT 78 leaf



THERMO 78 DOOR



thermal insulation
Ud=0.64 w/ (m²K) ¹⁾

STANDARD EQUIPMENT & AT EXTRA CHARGE

S solid strike plate with pressure adjustment ³⁾

S multipoint lock without the top lock

D multipoint lock with the top lock

NEW HELMOND 2, natural transverse oak, LABEL BLACK STR

S standard, included in door price **D** optional at extra charge

S three-stage hinges with 3D adjustment, hinge covers in black, silver or old gold

S steel frame with adjustable strikes

D aluminium door frame

D drop down gasket ⁴⁾

S 4 hinge security bolts


S warm aluminium threshold and fourth rebate in the lower part of the leaf

¹⁾ Applies to solid core doors without glazing with reference dimensions 1230 x 2180 mm with aluminium frame.


²⁾ Glazed doors must have an RC2 glazing package to be RC2-rated, available at an extra charge. The door does not comply with class RC2 when using an ErkadoSmart insert.

³⁾ Only available for aluminium frame. For the steel frame, the solid strike plate is not available.

⁴⁾ When using a drop seal, the bottom rail is made of glued wood.



cross-section of the THERMO 78 leaf
with and without drop down gasket,
aluminium threshold



DESIGN:

- 1 door leaf filled with polyurethane foam (PUR)
- 2 door leaf made of 0,6 mm thick galvanised steel sheet covered with UV resistant PVC laminate
- 3 frame made of highly specialised composite material resistant to harsh weather conditions **NEW**
- 4 3D adjustable three-pin hinge
- 6 trim for an aesthetic finish
- 7 warm aluminium threshold
- 8 drop down gasket (at extra charge) provides additional sealing of the door in the threshold part. When used, the bottom rail in the sash is made of glued wood.
- 9 threshold rebate (the so-called fourth rebate) significantly improves the tightness of the door around the leaf
- 10 aluminium black, silver or old gold hinge covers
- 11 aluminium frame (at extra charge) with thermal barrier providing much better thermal insulation (compared to a steel frame)
- 12 1.5 mm thick galvanised steel frame in door colour or any colour of the range
- 13 door frame and leaf gasket
- 14 XPS high-insulation filling

STANDARD EQUIPMENT:

1. Door leaf with four-sided rebate, with a frame made of highly specialised composite material **NEW**, filled with PUR foam equipped with:
 - 3 hinges with 3D adjustment and covers
 - 4 hinge security bolts
 - multipoint lock with 3-point locking, silver or black at extra charge
 - covers.
2. Steel door frame, galvanised and covered in the colour of the door leaf, equipped with a warm aluminium threshold
3. 4-ply glazing units with a black frame with improved insulation spacer bar as standard.



door leaf thickness
78 mm



WT25 standard



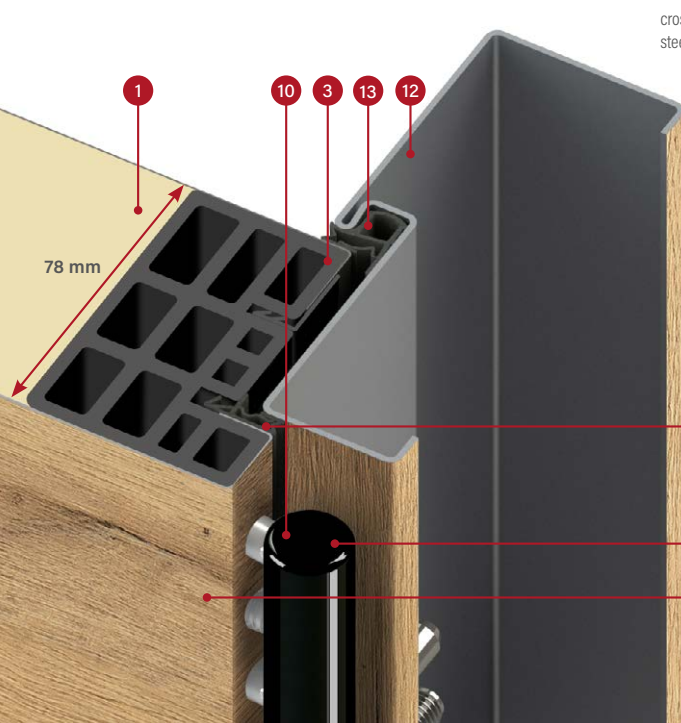
energy-saving



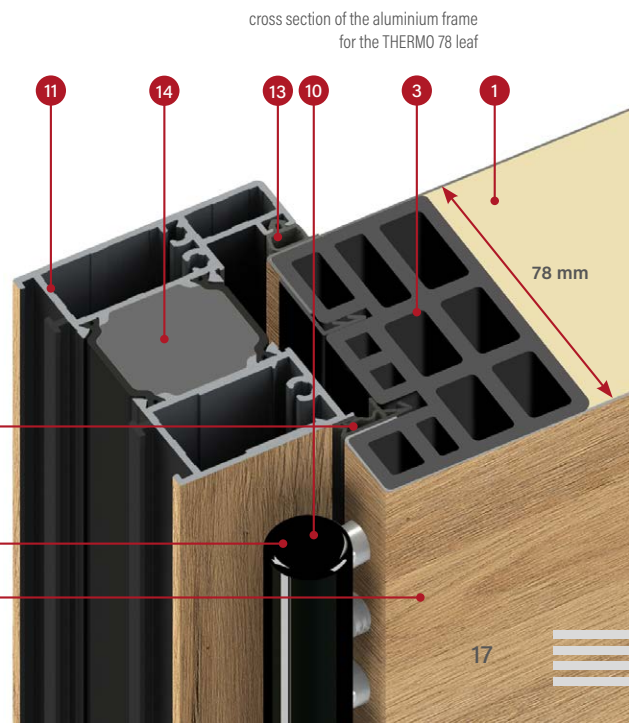
European CE compliance
standard



ideal for a passive house
(with aluminium frame)



cross section of the THERMO 78 leaf
steel frame



cross section of the aluminium frame
for the THERMO 78 leaf

THERMO 64 DOOR



thermal insulation
 $U_d=0.77 \text{ W}/(\text{m}^2\text{K})^1$

STANDARD EQUIPMENT & AT EXTRA CHARGE

S solid strike plate with pressure adjustment³⁾

S multipoint lock without the top lock

D multipoint lock with the top lock

BAZYLEA 5, silk anthracite, LABEL INOX

S standard, included in door price

D optional at extra charge

S three-stage hinges with 3D adjustment, hinge covers in black, silver or old gold

S steel frame with adjustable strikes

D aluminium door frame

D drop down gasket⁴⁾

S 4 hinge security bolts


S warm aluminium threshold and fourth rebate in the lower part of the leaf

¹⁾ Applies to solid core doors without glazing with reference dimensions 1230 x 2180 mm with aluminium frame.


²⁾ Glazed doors must have an RC2 glazing package to be RC2-rated, available at an extra charge. The door does not comply with class RC2 when using an ErkadoSmart insert.

³⁾ Only available for aluminium frame. For the steel frame, the solid strike plate is not available.

⁴⁾ When using a drop seal, the bottom rail is made of glued wood.



cross-section of the THERMO 64 leaf with and without drop down gasket, aluminium threshold



DESIGN:

- 1 door leaf filled with polyurethane foam (PUR)
- 2 door leaf made of 0,6 mm thick galvanised steel sheet covered with UV resistant PVC laminate
- 3 frame made of highly specialised composite material resistant to harsh weather conditions **NEW**
- 4 3D adjustable three-pin hinge
- 6 trim for an aesthetic finish
- 7 warm aluminium threshold
- 8 drop down gasket (at extra charge) provides additional sealing of the door in the threshold part. When used, the bottom rail in the sash is made of glued wood.
- 9 threshold rebate (the so-called fourth rebate) significantly improves the tightness of the door around the leaf
- 10 aluminium black, silver or old gold hinge covers
- 11 aluminium frame (at extra charge) with thermal barrier providing much better thermal insulation (compared to a steel frame)
- 12 1.5 mm thick galvanised steel frame in door colour or any colour of the range
- 13 door frame and leaf gasket
- 14 XPS high-insulation filling

STANDARD EQUIPMENT:

1. Door leaf with four-sided rebate, with a frame made of highly specialised composite material **NEW**, filled with PUR foam equipped with:
 - 3 hinges with 3D adjustment and covers
 - 4 hinge security bolts
 - multipoint lock with 3-point locking, silver or black at extra charge
 - covers.
2. Steel door frame, galvanised and covered in the colour of the door leaf, equipped with a warm aluminium threshold.
3. 4-ply glazing units with a black frame with improved insulation spacer bar as standard.



door leaf thickness
64 mm



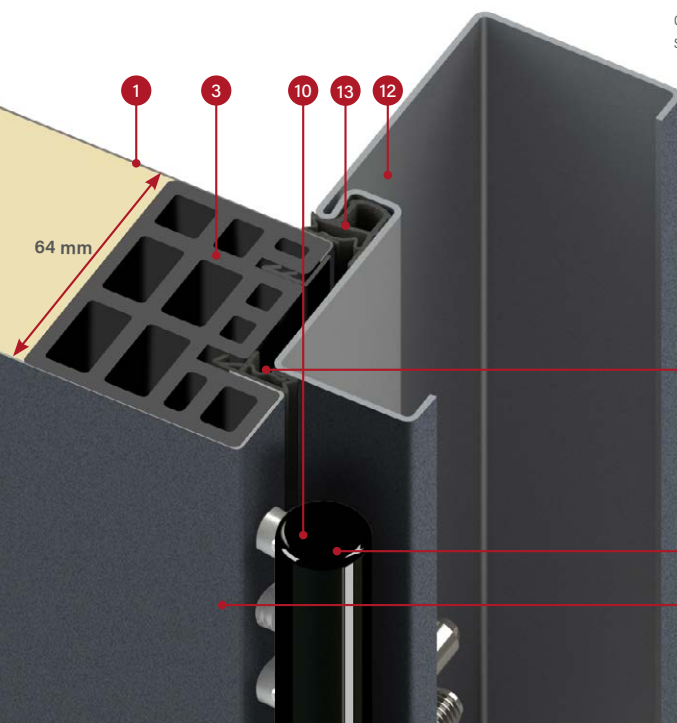
WT25 standard



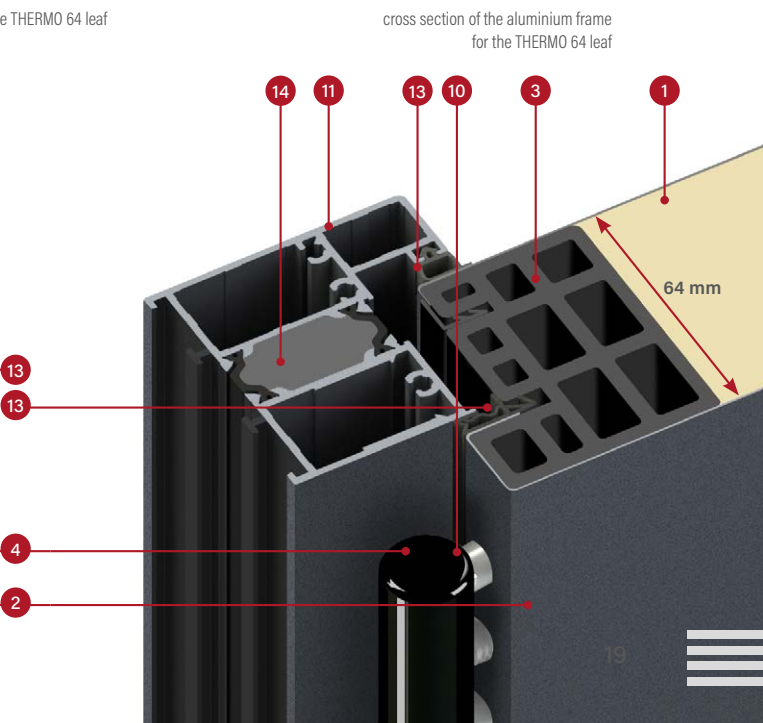
energy-saving



European CE compliance
standard



cross section of the THERMO 64 leaf steel frame



cross section of the aluminium frame for the THERMO 64 leaf

TYPES OF FINISH

PLAIN FINISH

Decorative package, with glass flush with the leaf surface only on the rebate side.

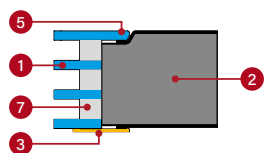
In doors that open outwards or inwards, the glass is always flush with the door leaf surface from the outside of the house. Inside, the PLAIN GLASS finish features a decorative black stainless steel panel, the PLAIN LACOBEL GLASS finish features a smooth door leaf, and the PLAIN LACOBEL DUO GLASS¹⁾ finish, it is flush with black glass.

The exception is doors opening inwards made using THERMO HOT technology, where the double rebate used eliminates this possibility, thus automatically making it impossible to order the product in the configuration: doors in THERMO HOT technology opening inwards, and for the PLAIN LACOBEL DUO GLASS¹⁾ finish it completely excludes the possibility of ordering doors in this technology.



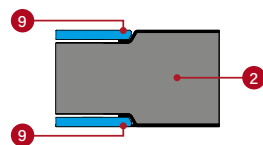
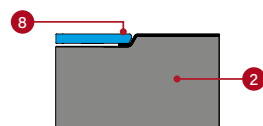
PLAIN
GLASS

Panel flush with the surface of the leaf made of black glass.



PLAIN
LACOBEL
GLASS


Panel flush with the surface of the leaf made of lacquered black glass.



- 1 glazing unit
- 2 leaf
- 3 decorative panel made of stainless steel painted black bonded to the surface of the leaf
- 4 decorative panel made of stainless steel in INOX finish bonded to the surface of the leaf
- 5 glass flush with the surface of the leaf, which can only be located at the rebate side
- 6 glass with typical chamfer bonded to the surface of the leaf
- 7 black spacer bar
- 8 a decorative panel always flush with the outside of the house made of black painted glass, so-called Lacobel
- 9 a flush decorative panel made of black painted glass, so-called Lacobel

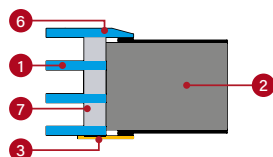
LABEL FINISH

The decorative panel placed on the surface of the leaf creating a delicate 3D effect.



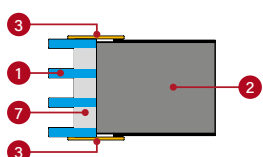
LABEL
DIAMOND
GLASS

Panel with a thickness of 5 mm made of black glass with characteristic chamfering.



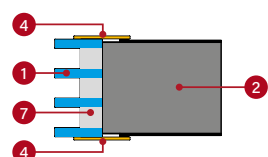
LABEL
BLACK STR

Panel with a thickness of 2 mm painted black.



LABEL
INOX

Panel with a thickness of 2 mm in INOX finish.




¹⁾ The PLAIN LACOBEL DUO GLASS finish is not available with THERMO HOT technology.


TYPES OF FINISH

STAMP FINISH

Attractive embossing made in the leaf surface forming a clear pattern.



Double-sided embossing width 10 mm, depth 2 mm.




Double-sided embossing width 25 mm, depth 2 mm.



Double-sided embossing width 25 mm with inlay in INOX finish or painted black. The inlay may be placed either on one or on both sides. It is placed in embossing and flush with the leaf (STAMP) or boned to a flat leaf (LABEL).

FRAME FINISH


Aesthetically pleasing double-sided profiled strip glued to the door leaf. Made of aluminum and finished in the door leaf decor or black.



Double-sided profiled strip, 51 mm wide and 19 mm high.



Double-sided profiled strip, 51 mm wide and 19 mm high.





NEW HORN 4

Exterior steel door with PLAIN LACOBEL GLASS insert flush with the leaf surface, in a unique matt RAW OAK laminate.

HORN

FINISHING OPTIONS



AVAILABLE DOOR LEAF WIDTHS



It is possible to make a door of any width and height.
See details on page 60.

ADDITIONAL CHARGES

aluminium frame (THERMO 78 and THERMO 64 only)
leaf width "100"
custom width in the range 770-1210 mm (Sc page 60)
higher door up to 2480 mm (dim. Hc page 60) ²⁾
lower door up to 1800 mm (dim. Hc page 60) ³⁾
bi-colour door: leaf only / leaf + frame set
PLAIN LACOBEL DUO GLASS, applies to models 4, 5 (not available for THERMO HOT)
detailed list of equipment available at an extra charge – see page 66

ADDITIONAL CHARGES FOR GLAZING

glazing unit required for doors in class RC2
venetian mirror
matt white / transparent glass
matt gray / transparent glass



The designs shown on model in THERMO 64, sash width 90, standard height.

HORN 1, dąb surowy, PLAIN GLASS
outwards opening doors,
door bar K35 length 160 cm, aluminium frame,
standard glazing package

The HORN model in THERMO HOT 88 and THERMO HOT 78 technology
is not available for the inwards opening door.



HORN 1



HORN 2



LACOBEL BLACK glass insert flush with the leaf surface

HORN 4



LACOBEL BLACK glass insert flush with the leaf surface

HORN 5

¹⁾ extra charge ²⁾ doors above a certain height Hc have 4 hinges (details in the table on page 60) ³⁾ doors with Hc height below 1984 mm available with one lock only
⁴⁾ the LACOBEL glass panel is always flush on the outer side, with a smooth sash on the inside

LANGEN

FINISHING OPTIONS



AVAILABLE DOOR LEAF WIDTHS

◀ 80N ▶ ◀ 80 ▶ ◀ 90N ▶ ◀ 90 ▶ ◀ 100¹⁾ ▶ ◀ MADE TO MEASURE ▶

It is possible to make a door of any width and height.
See details on page 60.

ADDITIONAL CHARGES

- aluminium frame (THERMO 78 and THERMO 64 only)
- leaf width "100"
- custom width in the range 770-1210 mm (Sc page 60)
- higher door up to 2480 mm (dim. Hc page 60)²⁾
- lower door up to 1800 mm (dim. Hc page 60)³⁾
- bi-colour door: leaf only / leaf + frame set
- extra charge for embossed models
- detailed list of equipment available at an extra charge – see page 66

ADDITIONAL CHARGES FOR GLAZING

glazing unit required for doors in class RC2
venetian mirror
matt white / transparent glass
matt gray / transparent glass



The designs shown on model in THERMO 64, sash width 90, standard height.

LANGEN 1, mountain pine, LABEL BLACK STR door bar K35 length 160 cm , aluminium frame, standard glazing package

NEW



LANGEN 12, bog oak, LABEL INOX, door bar K35 length 160 cm, aluminium frame, graphite glazing package



LANGEN 1



LANGEN 2



LANGEN 3



LANGEN 4



LANGEN 5



LANGEN 6



LANGEN 7



LANGEN 8



LANGEN 9



LANGEN 10¹⁾



LANGEN 11¹⁾



LANGEN 12¹⁾

NEW

¹⁾ depending on the width, the number of stripes and the distance between them may change (photos show the width „90“)



TREBUR

FINISHING OPTIONS



AVAILABLE DOOR LEAF WIDTHS

◀ 80N ▶ ◀ 80 ▶ ◀ 90N ▶ ◀ 90 ▶ ◀ 100¹⁾ ▶ ◀ MADE TO MEASURE ▶

It is possible to make a door of any width and height.
See details on page 60.

ADDITIONAL CHARGES

aluminium frame (THERMO 78 and THERMO 64 only)

leaf width "100"

custom width in the range 770-1210 mm (Sc page 60)

higher door up to 2480 mm (dim. Hc page 60)²⁾

lower door up to 1800 mm (dim. Hc page 60)³⁾

bi-colour door: leaf only / leaf + frame set

weather bar for inward opening doors in black or silver anode

detailed list of equipment available at an extra charge – see page 66

ADDITIONAL CHARGES FOR GLAZING

glazing unit required for doors in class RC2

venetian mirror

matt white / transparent glass

matt gray / transparent glass



The designs shown on model in THERMO 64, sash width 90, standard height.

TREBUR 10, white mat, LABEL BLACK STR
door bar K35 length 180 cm, aluminium frame,
standard glazing package, decorative embossing

NEW



TREBUR 11, grey, LABEL BLACK STR, door bar K35 length 180 cm, aluminium frame, grey reflex glazing package




TREBUR 1



TREBUR 2



TREBUR 4



TREBUR 7



TREBUR 8



TREBUR 10



TREBUR 11



TREBUR 12



TREBUR 13



TREBUR 14¹⁾

NEW

¹⁾ depending on the width, the number of stripes and the distance between them may change (photos show the width „90“)



ARENDAL

FINISHING OPTIONS



AVAILABLE DOOR LEAF WIDTHS

◀ 80N ▶ ◀ 80 ▶ ◀ 90N ▶ ◀ 90 ▶ ◀ 100¹⁾ ▶ ◀ MADE TO MEASURE ▶

It is possible to make a door of any width and height.
See details on page 60.

ADDITIONAL CHARGES

- aluminium frame (THERMO 78 and THERMO 64 only)
- leaf width "100"
- custom width in the range 770-1210 mm (Sc page 60)
- higher door up to 2480 mm (dim. Hc page 60)²⁾
- lower door up to 1800 mm (dim. Hc page 60)³⁾
- bi-colour door: leaf only / leaf + frame set
- weather bar for inward opening doors in black or silver anode
- detailed list of equipment available at an extra charge – see page 66

ADDITIONAL CHARGES FOR GLAZING

- glazing unit required for doors in class RC2
- venetian mirror
- matt white / transparent glass
- matt gray / transparent glass

NEW



The designs shown on model in THERMO 64, sash width 90, standard height.

ARENDAL 2, white mat, FRAME
door bar K35 length 180 cm, aluminium frame,
grey reflex glazing package, decorative embossing

¹⁾ extra charge ²⁾ doors above a certain height Hc have 4 hinges (details in the table on page 60) ³⁾ doors with Hc height below 1984 mm available with one lock only
⁴⁾ four hinges as a standard

NEW



ARENDAL 10, white mat, FRAME BLACK STR, decorative strip in black str, door bar K35 length 180 cm, aluminium frame, standard glazing package



ARENDAL 1⁴⁾



ARENDAL 2



ARENDAL 3



ARENDAL 4



ARENDAL 5



ARENDAL 6



ARENDAL 7



ARENDAL 8



ARENDAL 9



ARENDAL 10



ARENDAL 11

WELS

FINISHING OPTIONS



AVAILABLE DOOR LEAF WIDTHS



It is possible to make a door of any width and height.
See details on page 60.

ADDITIONAL CHARGES

- aluminium frame (THERMO 78 and THERMO 64 only)
- leaf width "100"
- custom width in the range 770-1210 mm (Sc page 60)
- higher door up to 2480 mm (dim. Hc page 60)²⁾
- lower door up to 1800 mm (dim. Hc page 60)³⁾
- bi-colour door: leaf only / leaf + frame set
- weather bar for inward opening doors in black or silver anode
- detailed list of equipment available at an extra charge – see page 66

ADDITIONAL CHARGES FOR GLAZING

glazing unit required for doors in class RC2
venetian mirror
matt white / transparent glass
matt gray / transparent glass



The designs shown on model in THERMO 64, sash width 90, standard height.

WELS 7, white pine, LABEL BLACK STR
door bar K35 length 180 cm, aluminium frame,
standard glazing package, decorative embossing



WELS 1

WELS 2

WELS 3

WELS 4

WELS 5

WELS 7

¹⁾ extra charge ²⁾ doors above a certain height Hc have 4 hinges (details in the table on page 60) ³⁾ doors with Hc height below 1984 mm available with one lock only

BAZYLEA

FINISHING OPTIONS



AVAILABLE DOOR LEAF WIDTHS



It is possible to make a door of any width and height.
See details on page 60.

ADDITIONAL CHARGES

- aluminium frame (THERMO 78 and THERMO 64 only)
- leaf width "100"
- custom width in the range 770-1210 mm (Sc page 60)
- higher door up to 2480 mm (dim. Hc page 60)²⁾
- lower door up to 1800 mm (dim. Hc page 60)³⁾
- bi-colour door: leaf only / leaf + frame set
- detailed list of equipment available at an extra charge – see page 66

ADDITIONAL CHARGES FOR GLAZING
glazing unit required for doors in class RC2
venetian mirror
matt white / transparent glass
matt gray / transparent glass



The designs shown on model in THERMO 64, sash width 90, standard height.

BAZYLEA 5, grey, LABEL BLACK STR
door bar K35 length 180 cm, aluminium frame,
venetian mirror glazing package



BAZYLEA 1

BAZYLEA 2

BAZYLEA 3

BAZYLEA 4

BAZYLEA 5

¹⁾ extra charge ²⁾ doors above a certain height Hc have 4 hinges (details in the table on page 60) ³⁾ doors with Hc height below 1984 mm available with one lock only

LAHTI

FINISHING OPTIONS



AVAILABLE DOOR LEAF WIDTHS



It is possible to make a door of any width and height.
See details on page 60.

ADDITIONAL CHARGES

- aluminium frame (THERMO 78 and THERMO 64 only)
- leaf width "100"
- custom width in the range 770-1210 mm (Sc page 60)
- higher door up to 2480 mm (dim. Hc page 60)²⁾
- lower door up to 1800 mm (dim. Hc page 60)³⁾
- bi-colour door: leaf only / leaf + frame set
- detailed list of equipment available at an extra charge – see page 66

ADDITIONAL CHARGES FOR GLAZING
glazing unit required for doors in class RC2
venetian mirror
matt white / transparent glass
matt gray / transparent glass



The designs shown on model in THERMO 64, sash width 90, standard height.

LAHTI 6, winchester, LABEL BLACK STR
door bar K35 length 180 cm, aluminium frame,
reflex bronze glazing package



¹⁾ extra charge ²⁾ doors above a certain height Hc have 4 hinges (details in the table on page 60) ³⁾ doors with Hc height below 1984 mm available with one lock only
⁴⁾ depending on the width, the number of stripes and the distance between them may change (photos show the width „90")

HELMOND

FINISHING OPTIONS



AVAILABLE DOOR LEAF WIDTHS



It is possible to make a door of any width and height.
See details on page 60.

ADDITIONAL CHARGES

- aluminium frame (THERMO 78 and THERMO 64 only)
- leaf width "100"
- custom width in the range 770-1210 mm (Sc page 60)
- higher door up to 2480 mm (dim. Hc page 60)²⁾
- lower door up to 1800 mm (dim. Hc page 60)³⁾
- bi-colour door: leaf only / leaf + frame set
- weather bar for inward opening doors in black or silver anode
- additional charge for LABEL DIAMOND GLASS finishing
- detailed list of equipment available at an extra charge – see page 66

ADDITIONAL CHARGES FOR GLAZING

glazing unit required for doors in class RC2
venetian mirror
matt white / transparent glass
matt gray / transparent glass



The designs shown on model in THERMO 64, sash width 90, standard height.

HELMOND 3, white mat, LABEL DIAMOND GLASS door bar K35 length 180 cm, aluminium frame, grey reflex glazing package

NEW



HELMOND 1

HELMOND 2

HELMOND 3

¹⁾ extra charge ²⁾ doors above a certain height Hc have 4 hinges (details in the table on page 60) ³⁾ doors with Hc height below 1984 mm available with one lock only

UTRECHT

FINISHING OPTIONS



AVAILABLE DOOR LEAF WIDTHS

◀ 80N ▶ ◀ 80 ▶ ◀ 90N ▶ ◀ 90 ▶ ◀ 100¹⁾ ▶ ◀ MADE TO MEASURE ▶

It is possible to make a door of any width and height.
See details on page 60.

ADDITIONAL CHARGES

- aluminium frame (THERMO 78 and THERMO 64 only)
- leaf width "100"
- custom width in the range 770-1210 mm (Sc page 60)
- higher door up to 2480 mm (dim. Hc page 60)²⁾
- lower door up to 1800 mm (dim. Hc page 60)³⁾
- bi-colour door: leaf only / leaf + frame set
- weather bar for inward opening doors in black or silver anode
- detailed list of equipment available at an extra charge – see page 66

ADDITIONAL CHARGES FOR GLAZING

glazing unit required for doors in class RC2
venetian mirror
matt white / transparent glass
matt gray / transparent glass



The designs shown on model in THERMO 64, sash width 90, standard height.

UTRECHT 4, oak turner, LABEL BLACK STR door bar K35 length 180 cm, aluminium frame, grey reflex glazing package



UTRECHT 1

UTRECHT 2

UTRECHT 3

UTRECHT 4

UTRECHT 5⁴⁾

¹⁾ extra charge ²⁾ doors above a certain height Hc have 4 hinges (details in the table on page 60) ³⁾ doors with Hc height below 1984 mm available with one lock only ⁴⁾ depending on the width, the number of stripes and the distance between them may change (photos show the width „90")

FRYBURG

FINISHING OPTIONS



AVAILABLE DOOR LEAF WIDTHS



It is possible to make a door of any width and height.
See details on page 60.

ADDITIONAL CHARGES

- aluminium frame (THERMO 78 and THERMO 64 only)
- leaf width "100"
- custom width in the range 770-1210 mm (Sc page 60)
- higher door up to 2480 mm (dim. Hc page 60)²⁾
- lower door up to 1800 mm (dim. Hc page 60)³⁾
- bi-colour door: leaf only / leaf + frame set
- weather bar for inward opening doors in black or silver anode
- detailed list of equipment available at an extra charge – see page 66

ADDITIONAL CHARGES FOR GLAZING
glazing unit required for doors in class RC2
venetian mirror
matt white / transparent glass
matt gray / transparent glass



The designs shown on model in THERMO 64, sash width 90, standard height.

FRYBURG 3, mountain pine, LABEL BLACK STR door bar K35 length 180 cm, aluminium frame, standard glazing package



FRYBURG 3 FRYBURG 4 FRYBURG 5 FRYBURG 6

¹⁾ extra charge ²⁾ doors above a certain height Hc have 4 hinges (details in the table on page 60) ³⁾ doors with Hc height below 1984 mm available with one lock only

LEIMEN

FINISHING OPTIONS



AVAILABLE DOOR LEAF WIDTHS



It is possible to make a door of any width and height.
See details on page 60.

ADDITIONAL CHARGES

- aluminium frame (THERMO 78 and THERMO 64 only)
- leaf width "100"
- custom width in the range 770-1210 mm (Sc page 60)
- higher door up to 2480 mm (dim. Hc page 60)²⁾
- lower door up to 1800 mm (dim. Hc page 60)³⁾
- bi-colour door: leaf only / leaf + frame set
- detailed list of equipment available at an extra charge – see page 66

ADDITIONAL CHARGES FOR GLAZING
glazing unit required for doors in class RC2
venetian mirror
matt white / transparent glass
matt gray / transparent glass



The designs shown on model in THERMO 64, sash width 90, standard height.

LEIMEN 4, anthracite silk, LABEL BLACK STR door bar K35 length 160 cm, aluminium frame, standard glazing package, decorative embossing



LEIMEN 1

LEIMEN 2

LEIMEN 3

LEIMEN 4

LEIMEN 5

¹⁾ extra charge ²⁾ doors above a certain height Hc have 4 hinges (details in the table on page 60) ³⁾ doors with Hc height below 1984 mm available with one lock only

AMBERG

FINISHING OPTIONS



AVAILABLE DOOR LEAF WIDTHS

◀ 80N ▶ ◀ 80 ▶ ◀ 90N ▶ ◀ 90 ▶ ◀ 100¹⁾ ▶ ◀ MADE TO MEASURE ▶

It is possible to make a door of any width and height.
See details on page 60.

ADDITIONAL CHARGES

- aluminium frame (THERMO 78 and THERMO 64 only)
- leaf width "100"
- custom width in the range 770-1210 mm (Sc page 60)
- higher door up to 2480 mm (dim. Hc page 60)²⁾
- lower door up to 1800 mm (dim. Hc page 60)³⁾
- bi-colour door: leaf only / leaf + frame set
- weather bar for inward opening doors in black or silver anode
- detailed list of equipment available at an extra charge – see page 66

ADDITIONAL CHARGES FOR GLAZING

glazing unit required for doors in class RC2
venetian mirror
matt white / transparent glass
matt gray / transparent glass



The designs shown on model in THERMO 64, sash width 90, standard height.

AMBERG 1, natural transverse oak, LABEL BLACK STR door bar K35 length 180 cm, aluminium frame, standard glazing package



AMBERG 1

AMBERG 2

AMBERG 3

AMBERG 4

¹⁾ extra charge ²⁾ doors above a certain height Hc have 4 hinges (details in the table on page 60) ³⁾ doors with Hc height below 1984 mm available with one lock only

⁴⁾ black or inox decorative angle used as standard only for doors in NATURAL OAK and NATURAL TRANSVERSE OAK

LINDEN

FINISHING OPTIONS



AVAILABLE DOOR LEAF WIDTHS



It is possible to make a door of any width and height.
See details on page 60.

ADDITIONAL CHARGES

- aluminium frame (THERMO 78 and THERMO 64 only)
- leaf width "100"
- custom width in the range 770-1210 mm (Sc page 60)
- higher door up to 2480 mm (dim. Hc page 60)²⁾
- lower door up to 1800 mm (dim. Hc page 60)³⁾
- bi-colour door: leaf only / leaf + frame set
- weather bar for inward opening doors in black or silver anode
- detailed list of equipment available at an extra charge – see page 66

ADDITIONAL CHARGES FOR GLAZING

glazing unit required for doors in class RC2
venetian mirror
matt white / transparent glass
matt gray / transparent glass



The designs shown on model in THERMO 64, sash width 90, standard height.

LINDEN 1, smooth anthracite, LABEL BLACK STR
doors opening inwards, aluminium frame,
standard glazing package
door bar K35 length 180 cm



LINDEN 1

LINDEN 2

LINDEN 3

LINDEN 4

LINDEN 5

LINDEN 6

¹⁾ extra charge ²⁾ doors above a certain height Hc have 4 hinges (details in the table on page 60) ³⁾ doors with Hc height below 1984 mm available with one lock only

MURTER

FINISHING OPTIONS



AVAILABLE DOOR LEAF WIDTHS



It is possible to make a door of any width and height.
See details on page 60.

ADDITIONAL CHARGES

- aluminium frame (THERMO 78 and THERMO 64 only)
- leaf width "100"
- custom width in the range 770-1210 mm (Sc page 60)
- higher door up to 2480 mm (dim. Hc page 60)²⁾
- lower door up to 1800 mm (dim. Hc page 60)³⁾
- bi-colour door: leaf only / leaf + frame set
- weather bar for inward opening doors in black or silver anode
- detailed list of equipment available at an extra charge – see page 66

ADDITIONAL CHARGES FOR GLAZING

glazing unit required for doors in class RC2
venetian mirror
matt white / transparent glass
matt gray / transparent glass



The designs shown on model in THERMO 64, sash width 90, standard height.

MURTER 1, medium brown oak, LABEL BLACK STR
doors opening inwards, aluminium frame,
standard glazing package
door bar K35 length 180 cm



MURTER 1

MURTER 2

MURTER 3

MURTER 4

MURTER 5

MURTER 6

¹⁾ extra charge ²⁾ doors above a certain height Hc have 4 hinges (details in the table on page 60) ³⁾ doors with Hc height below 1984 mm available with one lock only

ROTTERDAM

FINISHING OPTIONS



AVAILABLE DOOR LEAF WIDTHS



It is possible to make a door of any width and height.
See details on page 60.

ADDITIONAL CHARGES

aluminium frame (THERMO 78 and THERMO 64 only)
leaf width "100"
custom width in the range 770-1210 mm (Sc page 60)
higher door up to 2480 mm (dim. Hc page 60) ²⁾
lower door up to 1800 mm (dim. Hc page 60) ³⁾
bi-colour door: leaf only / leaf + frame set
weather bar for inward opening doors in black or silver anode
detailed list of equipment available at an extra charge – see page 66

ADDITIONAL CHARGES FOR GLAZING
glazing unit required for doors in class RC2
venetian mirror
matt white / transparent glass
matt gray / transparent glass



The designs shown on model in THERMO 64, sash width 90, standard height.

ROTTERDAM 4, grey, LABEL BLACK STR CERTUS RC2 handle, aluminium frame, grey reflex glazing package



ROTTERDAM 1⁴⁾

ROTTERDAM 2⁴⁾

ROTTERDAM 3⁵⁾

ROTTERDAM 4⁵⁾

¹⁾ extra charge ²⁾ doors above a certain height Hc have 4 hinges (details in the table on page 60) ³⁾ doors with Hc height below 1984 mm available with one lock only

⁴⁾ model 1, 2 available from width Sc = 1000 mm ⁵⁾ four hinges as a standard

EBERN

FINISHING OPTIONS



AVAILABLE DOOR LEAF WIDTHS



It is possible to make a door of any width and height.
See details on page 60.

ADDITIONAL CHARGES

- aluminium frame (THERMO 78 and THERMO 64 only)
- leaf width "100"
- custom width in the range 770-1210 mm (Sc page 60)
- higher door up to 2480 mm (dim. Hc page 60)²⁾
- lower door up to 1800 mm (dim. Hc page 60)³⁾
- bi-colour door: leaf only / leaf + frame set
- weather bar for inward opening doors in black or silver anode
- detailed list of equipment available at an extra charge – see page 66

ADDITIONAL CHARGES FOR GLAZING

glazing unit required for doors in class RC2
venetian mirror
matt white / transparent glass
matt gray / transparent glass



The designs shown on model in THERMO 64, sash width 90, standard height.

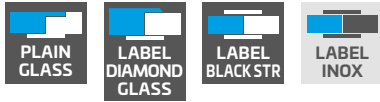
EBERN 1, white pine, LABEL BLACK STR
door bar K35 length 180 cm, aluminium frame,
standard glazing package



¹⁾ extra charge ²⁾ doors above a certain height Hc have 4 hinges (details in the table on page 60) ³⁾ doors with Hc height below 1984 mm available with one lock only
⁴⁾ model 1, 2, 3 available from width Sc = 1000 mm ⁵⁾ four hinges as a standard
Frame width for model 1, 2, 3 – 35 mm, for model 3, 4 – 50 mm. Mesh width in model 3, 5 – 30 mm.

WIENER

FINISHING OPTIONS



AVAILABLE DOOR LEAF WIDTHS



It is possible to make a door of any width and height.
See details on page 60.

ADDITIONAL CHARGES

- aluminium frame (THERMO 78 and THERMO 64 only)
- leaf width "100"
- custom width in the range 770-1210 mm (Sc page 60)
- higher door up to 2480 mm (dim. Hc page 60)²⁾
- lower door up to 1800 mm (dim. Hc page 60)³⁾
- bi-colour door: leaf only / leaf + frame set
- additional charge for LABEL DIAMOND GLASS finish
- additional charge for PLAIN GLASS finish
(available only for WIENER 1, 2)
- detailed list of equipment available at an extra charge – see page 66

ADDITIONAL CHARGES FOR GLAZING
glazing unit required for doors in class RC2
venetian mirror
matt white / transparent glass
matt gray / transparent glass



The designs shown on model in THERMO 64, sash width 90, standard height.

WIENER 1, white pine, LABEL BLACK STR
door bar K35 length 150 cm, aluminium frame,
standard glazing package

The WIENER 1 and 2 models with the PLAIN GLASS finish featuring THERMO HOT 88 and THERMO HOT 78 technology are not available with inward-opening doors. The WIENER 3 is not available with the PLAIN GLASS finish.



WIENER 1



WIENER 2



WIENER 3

SION

FINISHING OPTIONS



AVAILABLE DOOR LEAF WIDTHS

◀ 80N ▶ ◀ 80 ▶ ◀ 90N ▶ ◀ 90 ▶ ◀ 100¹⁾ ▶ ◀ MADE TO MEASURE ▶


It is possible to make a door of any width and height.
See details on page 60.

ADDITIONAL CHARGES

- aluminium frame (THERMO 78 and THERMO 64 only)
- leaf width "100"
- custom width in the range 770-1210 mm (Sc page 60)
- higher door up to 2480 mm (dim. Hc page 60)²⁾
- lower door up to 1800 mm (dim. Hc page 60)³⁾
- bi-colour door: leaf only / leaf + frame set
- weather bar for inward opening doors in black or silver anode
- detailed list of equipment available at an extra charge – see page 66

ADDITIONAL CHARGES FOR GLAZING

glazing unit required for doors in class RC2
venetian mirror
matt white / transparent glass
matt gray / transparent glass



The designs shown on model in THERMO 64, sash width 90, standard height.

SION 1, natural transverse oak, LABEL DIAMOND GLASS door bar K35 length 180 cm, aluminium frame, standard glazing package



SION 1



SION 2



⁴⁾

¹⁾ extra charge ²⁾ doors above a certain height Hc have 4 hinges (details in the table on page 60) ³⁾ doors with Hc height below 1984 mm available with one lock only
⁴⁾ black or inox decorative angle used as standard only for doors in NATURAL OAK and NATURAL TRANSVERSE OAK

SINGEN

FINISHING OPTIONS



AVAILABLE DOOR LEAF WIDTHS



It is possible to make a door of any width and height.
See details on page 60.

ADDITIONAL CHARGES

- aluminium frame (THERMO 78 and THERMO 64 only)
- leaf width "100"
- custom width in the range 770-1210 mm (Sc page 60)
- higher door up to 2480 mm (dim. Hc page 60)²⁾
- lower door up to 1800 mm (dim. Hc page 60)³⁾
- bi-colour door: leaf only / leaf + frame set
- detailed list of equipment available at an extra charge – see page 66

ADDITIONAL CHARGES FOR GLAZING
glazing unit required for doors in class RC2
venetian mirror
matt white / transparent glass
matt gray / transparent glass



The designs shown on model in THERMO 64, sash width 90, standard height.

SINGEN 6, anthracite silk, LABEL BLACK STR door bar K35 length 180 cm, aluminium frame, grey reflex glazing package, decorative embossing



SINGEN 1

SINGEN 2

SINGEN 3

SINGEN 4

SINGEN 5

SINGEN 6

SELTERS

FINISHING OPTIONS



AVAILABLE DOOR LEAF WIDTHS



It is possible to make a door of any width and height.
See details on page 60.

ADDITIONAL CHARGES

- aluminium frame (THERMO 78 and THERMO 64 only)
- leaf width "100"
- custom width in the range 770-1210 mm (Sc page 60)
- higher door up to 2480 mm (dim. Hc page 60)²⁾
- lower door up to 1800 mm (dim. Hc page 60)³⁾
- bi-colour door: leaf only / leaf + frame set
- detailed list of equipment available at an extra charge – see page 66

ADDITIONAL CHARGES FOR GLAZING
glazing unit required for doors in class RC2
venetian mirror
matt white / transparent glass
matt gray / transparent glass



The designs shown on model in THERMO 64, sash width 90, standard height.

SELTERS 7, golden oak, LABEL BLACK STR door bar K35 length 180 cm, aluminium frame, standard glazing package, decorative embossing



¹⁾ extra charge ²⁾ doors above a certain height Hc have 4 hinges (details in the table on page 60) ³⁾ doors with Hc height below 1984 mm available with one lock only

SAMEDAN

FINISHING OPTIONS



AVAILABLE DOOR LEAF WIDTHS



It is possible to make a door of any width and height.
See details on page 60.

ADDITIONAL CHARGES

- aluminium frame (THERMO 78 and THERMO 64 only)
- leaf width "100"
- custom width in the range 770-1210 mm (Sc page 60)
- higher door up to 2480 mm (dim. Hc page 60)²⁾
- lower door up to 1800 mm (dim. Hc page 60)³⁾
- bi-colour door: leaf only / leaf + frame set
- weather bar for inward opening doors in black or silver anode (not applicable to models 3 and 4)
- detailed list of equipment available at an extra charge – see page 66

ADDITIONAL CHARGES FOR GLAZING
glazing unit required for doors in class RC2
venetian mirror
matt white / transparent glass
matt gray / transparent glass



The designs shown on model in THERMO 64, sash width 90, standard height.

SAMEDAN 2, oak turner, LABEL BLACK STR door bar K35 length 180 cm, aluminium frame, standard glazing package



SAMEDAN 1

SAMEDAN 2

SAMEDAN 3

SAMEDAN 4

SAMEDAN 5

¹⁾ extra charge ²⁾ doors above a certain height Hc have 4 hinges (details in the table on page 60) ³⁾ doors with Hc height below 1984 mm available with one lock only

RODING

FINISHING OPTIONS



AVAILABLE DOOR LEAF WIDTHS



It is possible to make a door of any width and height.
See details on page 60.

ADDITIONAL CHARGES

- aluminium frame (THERMO 78 and THERMO 64 only)
- leaf width "100"
- custom width in the range 770-1210 mm (Sc page 60)
- higher door up to 2480 mm (dim. Hc page 60)²⁾
- lower door up to 1800 mm (dim. Hc page 60)³⁾
- bi-colour door: leaf only / leaf + frame set
- weather bar for inward opening doors in black or silver anode
- detailed list of equipment available at an extra charge – see page 66

ADDITIONAL CHARGES FOR GLAZING
glazing unit required for doors in class RC2
venetian mirror
matt white / transparent glass
matt gray / transparent glass



The designs shown on model in THERMO 64, sash width 90, standard height.

RODING 1, winchester, LABEL BLACK STR
CERTUS RC2 handle, aluminium frame,
standard glazing package



RODING 1

RODING 2

¹⁾ extra charge ²⁾ doors above a certain height Hc have 4 hinges (details in the table on page 60) ³⁾ doors with Hc height below 1984 mm available with one lock only

MELK

FINISHING OPTIONS



AVAILABLE DOOR LEAF WIDTHS



It is possible to make a door of any width and height.
See details on page 60.

ADDITIONAL CHARGES

- aluminium frame (THERMO 78 and THERMO 64 only)
- leaf width "100"
- custom width in the range 770-1210 mm (Sc page 60)
- higher door up to 2480 mm (dim. Hc page 60)²⁾
- lower door up to 1800 mm (dim. Hc page 60)³⁾
- bi-colour door: leaf only / leaf + frame set
- weather bar for inward opening doors in black or silver anode
- detailed list of equipment available at an extra charge – see page 66

ADDITIONAL CHARGES FOR GLAZING

glazing unit required for doors in class RC2
venetian mirror
matt white / transparent glass
matt gray / transparent glass



The designs shown on model in THERMO 64, sash width 90, standard height.

MELK 2, black, LABEL INOX
door bar K35 length 180 cm, aluminium frame,
standard glazing package



MELK 1



MELK 2

LUCERNA

FINISHING OPTIONS



AVAILABLE DOOR LEAF WIDTHS



It is possible to make a door of any width and height.
See details on page 60.

ADDITIONAL CHARGES

- aluminium frame (THERMO 78 and THERMO 64 only)
- leaf width "100"
- custom width in the range 770-1210 mm (Sc page 60)
- higher door up to 2480 mm (dim. Hc page 60)²⁾
- lower door up to 1800 mm (dim. Hc page 60)³⁾
- bi-colour door: leaf only / leaf + frame set
- weather bar for inward opening doors in black or silver anode
- detailed list of equipment available at an extra charge – see page 66

ADDITIONAL CHARGES FOR GLAZING
glazing unit required for doors in class RC2
venetian mirror
matt white / transparent glass
matt gray / transparent glass



The designs shown on model in THERMO 64, sash width 90, standard height.

LUCERNA 1, grey, LABEL BLACK STR
door bar K35 length 180 cm, aluminium frame,
standard glazing package



LUCERNA 1



LUCERNA 2

¹⁾ extra charge ²⁾ doors above a certain height Hc have 4 hinges (details in the table on page 60) ³⁾ doors with Hc height below 1984 mm available with one lock only

KREBEN

FINISHING OPTIONS



AVAILABLE DOOR LEAF WIDTHS



It is possible to make a door of any width and height.
See details on page 60.

ADDITIONAL CHARGES

aluminium frame (THERMO 78 and THERMO 64 only)
leaf width "100"
custom width in the range 770-1210 mm (Sc page 60)
higher door up to 2480 mm (dim. Hc page 60) ²⁾
lower door up to 1800 mm (dim. Hc page 60) ³⁾
bi-colour door: leaf only / leaf + frame set
weather bar for inward opening doors in black or silver anode
detailed list of equipment available at an extra charge – see page 66

ADDITIONAL CHARGES FOR GLAZING

glazing unit required for doors in class RC2
venetian mirror
matt white / transparent glass
matt gray / transparent glass



The designs shown on model in THERMO 64, sash width 90, standard height.

KREBEN 1, natural transverse oak, LABEL BLACK STR door bar K35 length 180 cm, aluminium frame, standard glazing package



KREBEN 1



KREBEN 2



4)

¹⁾ extra charge ²⁾ doors above a certain height Hc have 4 hinges (details in the table on page 60) ³⁾ doors with Hc height below 1984 mm available with one lock only
⁴⁾ black or inox decorative angle used as standard only for doors in NATURAL OAK and NATURAL TRANSVERSE OAK

LEOBEN

FINISHING OPTIONS



AVAILABLE DOOR LEAF WIDTHS




It is possible to make a door of any width and height.
See details on page 60.

ADDITIONAL CHARGES

- aluminium frame (THERMO 78 and THERMO 64 only)
- leaf width "100"
- custom width in the range 770-1210 mm (Sc page 60)
- higher door up to 2480 mm (dim. Hc page 60)²⁾
- lower door up to 1800 mm (dim. Hc page 60)³⁾
- bi-colour door: leaf only / leaf + frame set
- weather bar for inward opening doors in black or silver anode
- detailed list of equipment available at an extra charge – see page 66

ADDITIONAL CHARGES FOR GLAZING
glazing unit required for doors in class RC2
venetian mirror
matt white / transparent glass
matt gray / transparent glass



The designs shown on model in THERMO 64, sash width 90, standard height.

LEOBEN 1, natural transverse oak, LABEL BLACK STR door bar K35 length 180 cm, aluminium frame, standard glazing package



LEOBEN 1



LEOBEN 2



LEOBEN 3



LEOBEN 4



4)

¹⁾ extra charge ²⁾ doors above a certain height Hc have 4 hinges (details in the table on page 60) ³⁾ doors with Hc height below 1984 mm available with one lock only
⁴⁾ black or inox decorative angle used as standard only for doors in NATURAL OAK and NATURAL TRANSVERSE OAK

ALTA

FINISHING OPTIONS



AVAILABLE DOOR LEAF WIDTHS

◀ 80N ▶ ◀ 80 ▶ ◀ 90N ▶ ◀ 90 ▶ ◀ 100¹⁾ ▶ ◀ MADE TO MEASURE ▶

It is possible to make a door of any width and height.
See details on page 60.

ADDITIONAL CHARGES

- aluminium frame (THERMO 78 and THERMO 64 only)
- leaf width "100"
- custom width in the range 770-1210 mm (Sc page 60)
- higher door up to 2480 mm (dim. Hc page 60)²⁾
- lower door up to 1800 mm (dim. Hc page 60)³⁾
- bi-colour door: leaf only / leaf + frame set
- weather bar for inward opening doors in black or silver anode (only applies to ALTA 11, 12, 13, 14)
- detailed list of equipment available at an extra charge – see page 66

NEW



The designs shown on model in THERMO 64, sash width 90, standard height.


ALTA 7, natural oak, LABEL BLACK STR
door bar K35 length 180 cm, aluminium frame



¹⁾ extra charge ²⁾ doors above a certain height Hc have 4 hinges (details in the table on page 60) ³⁾ doors with Hc height below 1984 mm available with one lock only
⁴⁾ inox or black str panel can only be applied from the inside
⁵⁾ depending on the width, the number of stripes and the distance between them may change (photos show the width „90“)
⁶⁾ black or inox decorative angle used as standard only for doors in NATURAL OAK and NATURAL TRANSVERSE OAK




ALTA 1




ALTA 2



ALTA 3^{4) 5)}



ALTA 4^{4) 5)}



ALTA 5^{4) 5)}



ALTA 6⁵⁾



ALTA 7



ALTA 8



ALTA 9



ALTA 10⁵⁾




ALTA 11



ALTA 12



ALTA 13



ALTA 14



LUTTER

FINISHING OPTIONS




AVAILABLE DOOR LEAF WIDTHS

◀ 80N ▶ ◀ 80 ▶ ◀ 90N ▶ ◀ 90 ▶ ◀ 100¹⁾ ▶ ◀ MADE TO MEASURE ▶

It is possible to make a door of any width and height (the change of height does not apply to the LUTTER 1 design). See details on page 60.
The LUTTER 1 model in THERMO HOT on the frame side (rim side of the sash) looks like LUTTER 2.

ADDITIONAL CHARGES

- aluminium frame (THERMO 78 and THERMO 64 only)
- leaf width "100"
- custom width in the range 770-1210 mm⁵⁾ (Sc page 60)
- higher door up to 2480 mm (dim. Hc page 60)^{2) 3)}
- lower door up to 1800 mm (dim. Hc page 60)⁴⁾
- bi-colour door: leaf only / leaf + frame set
- wide-angle peephole, silver or black
- weather bar for inward opening doors in black or silver anode
- detailed list of equipment available at an extra charge – see page 66



The designs shown on model in THERMO 64, sash width 90, standard height.

LUTTER 1⁶⁾, smooth anthracite, STAMP ROLLER door bar K35 length 180 cm, aluminium frame



LUTTER 1⁶⁾



LUTTER 2⁶⁾



LUTTER 3



LUTTER 4

¹⁾ extra charge ²⁾ not available for LUTTER 1 ³⁾ doors above a certain height Hc have 4 hinges (details in the table on page 60)

⁴⁾ doors with Hc height below 1984 mm available with one lock only ⁵⁾ maximum available width for the LUTTER 1 model is: os. steel. 1156 mm, os. alu. 1178 mm

⁶⁾ for the models LUTTER 1 and LUTTER 2 there are limitations in the selection of the entablature – see order panel for details

BIENE

FINISHING OPTIONS



AVAILABLE DOOR LEAF WIDTHS

◀ 80N ▶ ◀ 80 ▶ ◀ 90N ▶ ◀ 90 ▶ ◀ 100¹⁾ ▶ ◀ MADE TO MEASURE ▶

It is possible to make a door of any width and height (the change of height does not apply to the BIENE 1 design). See details on page 60.

The BIENE 1 model in THERMO HOT on the frame side (rim side of the sash) looks like BIENE 2.

ADDITIONAL CHARGES

aluminium frame (THERMO 78 and THERMO 64 only)

leaf width "100"

custom width in the range 770-1210 mm⁶⁾ (Sc page 60)

higher door up to 2480 mm (dim. Hc page 60)^{2) 3)}


lower door up to 1800 mm (dim. Hc page 60)⁴⁾

bi-colour door: leaf only / leaf + frame set

wide-angle peephole, silver or black

weather bar for inward opening doors in black or silver anode

detailed list of equipment available at an extra charge – see page 66



The designs shown on model in THERMO 64, sash width 90, standard height.

BIENE 1⁷⁾, natural transverse oak, STAMP BLACK door bar K35 length 180 cm, aluminium frame



BIENE 1⁷⁾



BIENE 2⁷⁾



BIENE 3



BIENE 4



⁵⁾

¹⁾ extra charge ²⁾ not available for BIENE 1 model ³⁾ doors above a certain height Hc have 4 hinges (details in the table on page 60)

⁴⁾ doors with Hc height below 1984 mm available with one lock only ⁵⁾ black or inox decorative angle used as standard only for doors in NATURAL OAK and NATURAL TRANSVERSE OAK

⁶⁾ the maximum available width for the BIENE 1 model is: os. steel. 1156 mm, os. alu. 1178 mm

⁷⁾ BIENE 1 and BIENE 2 models have restrictions on the choice of entablature - see order panel for details.

KELLA

FINISHING OPTIONS



AVAILABLE DOOR LEAF WIDTHS ⁴⁾

◀ 80N ▶ ◀ 80 ▶ ◀ 90N ▶ ◀ 90 ▶ ◀ 100¹⁾ ▶ ◀ MADE TO MEASURE ▶

It is possible to make a door of any width and height.
See details on page 60.

ADDITIONAL CHARGES

- aluminium frame (THERMO 78 and THERMO 64 only)
- leaf width "100"
- custom width in the range 770-1210 mm (Sc page 60)
- higher door up to 2480 mm (dim. Hc page 60)²⁾
- lower door up to 1800 mm (dim. Hc page 60)³⁾
- bi-colour door: leaf only / leaf + frame set
- wide-angle peephole, silver or black
- weather bar for inward opening doors in black or silver anode
- detailed list of equipment available at an extra charge – see page 66



The designs shown on model in THERMO 64, sash width 90, standard height.

KELLA 1 ⁵⁾, swamp oak, STAMP
door bar K35 length 180 cm, aluminium frame



KELLA 1 ⁵⁾



KELLA 2 ⁵⁾



KELLA 3 ⁵⁾



KELLA 4 ⁴⁾

¹⁾ extra charge ²⁾ doors above a certain height Hc have 4 hinges (details in the table on page 60) ³⁾ doors with Hc height below 1984 mm available with one lock only
⁴⁾ KELLA 4 available for dimension Sc [mm]: THERMO 64 steel frame Sc >= 886; THERMO 64 aluminium frame Sc >= 908; THERMO 78 steel frame. Steel frame Sc >= 890; THERMO 78 aluminium frame Sc >= 912; THERMO HOT 78 and THERMO HOT 88 Sc >= 917 (Sc on p. 60)

SOLID

FINISHING OPTIONS




AVAILABLE DOOR LEAF WIDTHS



It is possible to make a door of any width and height.
See details on page 60.

ADDITIONAL CHARGES

- aluminium frame (THERMO 78 and THERMO 64 only)
- leaf width "100"
- custom width in the range 770-1210 mm (Sc page 60)
- higher door up to 2480 mm (dim. Hc page 60)²⁾
- lower door up to 1800 mm (dim. Hc page 60)³⁾
- bi-colour door: leaf only / leaf + frame set
- wide-angle peephole, silver or black
- weather bar for inward opening doors in black or silver anode
- detailed list of equipment available at an extra charge – see page 66



The designs shown on model in THERMO 64, sash width 90, standard height.

SOLID, walnut
CERTUS RC2 handle, aluminium frame



SOLID



SOLID

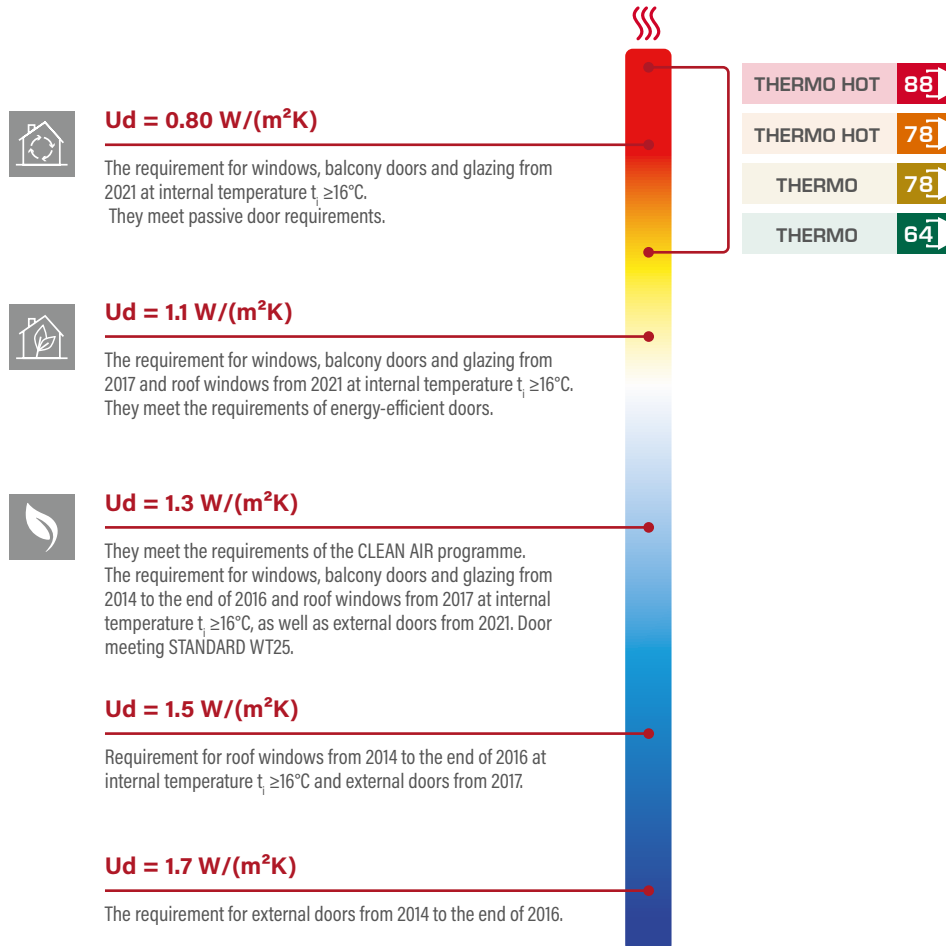


SOLID

¹⁾ extra charge ²⁾ doors above a certain height Hc have 4 hinges (details in the table on page 60) ³⁾ doors with Hc height below 1984 mm available with one lock only

THERMAL TRANSMITTANCE

The lower the penetration rate, the lower the energy loss.



	Frame type	HEAT INSULATION U_d [W/ (m²K)]	
		FULL DOORS	DOORS WITH GLAZING ¹⁾
THERMO HOT 88	ALUMINIUM	0,60	0,67
THERMO HOT 78	ALUMINIUM	0,63	0,71
THERMO 78	STEEL	0,80	0,88
THERMO 78	ALUMINIUM	0,64	0,72
THERMO 64	STEEL	0,88	0,99
THERMO 64	ALUMINIUM	0,77	0,88

The table above presents thermal insulation coefficients for doors without transoms, opening inwards, with reference dimensions: 1230 x 2180 mm.

¹⁾ test glazing sample 1500 x 1500 mm

TECHNICAL INFORMATION

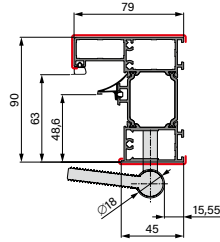
DOOR FRAMES

Vener in the chosen door colour

88 THERMO HOT 88



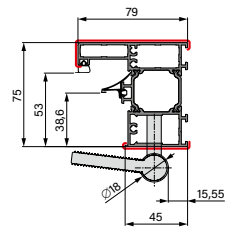
ALUMINIUM DOOR FRAME



78 THERMO HOT 78



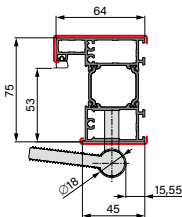
ALUMINIUM DOOR FRAME



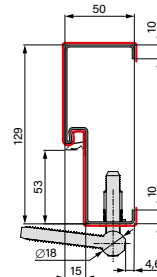
78 THERMO 78



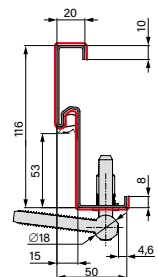
ALUMINIUM DOOR FRAME



STEEL DOOR FRAME



STEEL DOOR FRAME

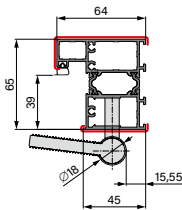


CORNER STEEL FRAME

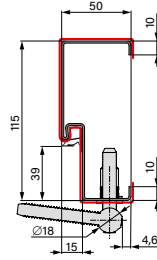
64 THERMO 64



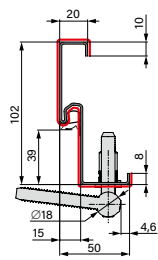
ALUMINIUM DOOR FRAME



STEEL DOOR FRAME



STEEL DOOR FRAME



CORNER STEEL FRAME

DOOR FRAME EXTENSIONS

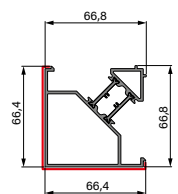
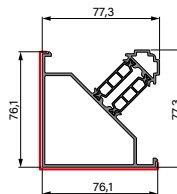
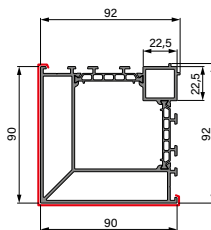
ALUMINIUM ANGLE PROFILE



Top or side widening 30 mm available for THERMO HOT 88 design

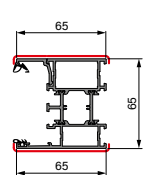
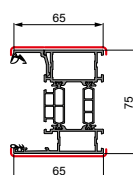
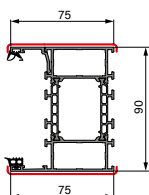


Top or side widening 28 mm available for THERMO HOT 78, THERMO 78 and THERMO 64 designs

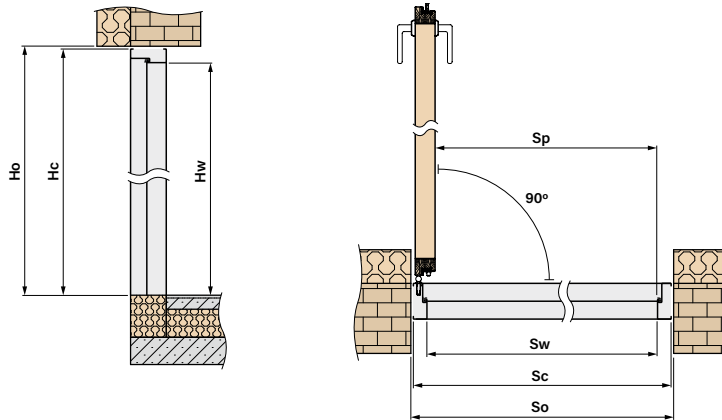


Corner profiles for connecting fanlight to frame at 90 degrees



TOP AND SIDE LIGHTS



TECHNICAL INFORMATION



INDIVIDUAL DOOR DIMENSIONS WITH DOOR FRAME

	AVAILABLE WIDE Sc [mm] range from 770 mm up to 1210 mm every 10 mm ¹⁾
	AVAILABLE HEIGHT Hc [mm] range from 1800 mm up to 2480 mm every 10 mm ¹⁾

¹⁾ We rely on the standard dimension Sc and Hc for a given technology and reduce or increase this dimension by 10 mm. The final dimension must be within the specified width and height ranges.

		Hc DIMENSION FROM WHICH THE 4 th HINGE APPEARS	
		ALUMINIUM DOOR FRAME	STEEL DOOR FRAME
THERMO HOT	88	2251 mm	-
THERMO HOT	78	2251 mm	-
THERMO	78	2256 mm	2245 mm
THERMO	64	2256 mm	2245 mm

BASIC DOOR DIMENSIONS

88 THERMO HOT 88

ALUMINIUM DOOR FRAME							
Width	Wall opening width	Wall opening height	Overall frame width	Overall frame height	Clear opening	Height at the frame	Frame opening
	So	Ho	Sc	Hc	Sp	Hw	Sw
80N	957	2114	937	2101	756	2002	779
80	1007	2114	987	2101	806	2002	829
90N	1057	2114	1037	2101	856	2002	879
90	1107	2114	1087	2101	906	2002	929
100	1207	2114	1187	2101	1006	2002	1029

78 THERMO HOT 78

ALUMINIUM DOOR FRAME							
Width	Wall opening width	Wall opening height	Overall frame width	Overall frame height	Clear opening	Height at the frame	Frame opening
	So	Ho	Sc	Hc	Sp	Hw	Sw
80N	947	2114	927	2101	756	2002	769
80	997	2114	977	2101	806	2002	819
90N	1047	2114	1027	2101	856	2002	869
90	1097	2114	1077	2101	906	2002	919
100	1197	2114	1177	2101	1006	2002	1019



THERMO 78

ALUMINIUM DOOR FRAME							
Width	Wall opening width	Wall opening height	Overall frame width	Overall frame height	Clear opening	Height at the frame	Frame opening
	So	Ho	Sc	Hc	Sp	Hw	Sw
80N	932	2099	912	2086	756	2002	784
80	982	2099	962	2086	806	2002	834
90N	1032	2099	1012	2086	856	2002	884
90	1082	2099	1062	2086	906	2002	934
100	1182	2099	1162	2086	1006	2002	1034

STEEL DOOR FRAME							
Width	Wall opening width	Wall opening height	Overall frame width	Overall frame height	Clear opening	Height at the frame	Frame opening
	So	Ho	Sc	Hc	Sp	Hw	Sw
80N	906	2088	890	2075	759	2005	789
80	956	2088	940	2075	809	2005	839
90N	1006	2088	990	2075	859	2005	889
90	1056	2088	1040	2075	909	2005	939
100	1156	2088	1140	2075	1009	2005	1039

CORNER STEEL FRAME							
Width	Wall opening width	Wall opening height	Overall frame width	Overall frame height	Clear opening	Height at the frame	Frame opening
	So	Ho	Sc	Hc	Sp	Hw	Sw
80N	844 ^{*)}	2058	890	2075	759	2005	789
80	894 ^{*)}	2058	940	2075	809	2005	839
90N	944 ^{*)}	2058	990	2075	859	2005	889
90	994 ^{*)}	2058	1040	2075	909	2005	939
100	1094 ^{*)}	2058	1140	2075	1009	2005	1039

^{*)} necessary forging for hinge sockets and for the electric strike (if present)



THERMO 64

ALUMINIUM DOOR FRAME							
Width	Wall opening width	Wall opening height	Overall frame width	Overall frame height	Clear opening	Height at the frame	Frame opening
	So	Ho	Sc	Hc	Sp	Hw	Sw
80N	918	2099	898	2086	756	2002	770
80	968	2099	948	2086	806	2002	820
90N	1018	2099	998	2086	856	2002	870
90	1068	2099	1048	2086	906	2002	920
100	1168	2099	1148	2086	1006	2002	1020

STEEL DOOR FRAME							
Width	Wall opening width	Wall opening height	Overall frame width	Overall frame height	Clear opening	Height at the frame	Frame opening
	So	Ho	Sc	Hc	Sp	Hw	Sw
80N	891	2088	876	2075	759	2005	775
80	941	2088	926	2075	809	2005	825
90N	991	2088	976	2075	859	2005	875
90	1041	2088	1026	2075	909	2005	925
100	1141	2088	1126	2075	1009	2005	1025

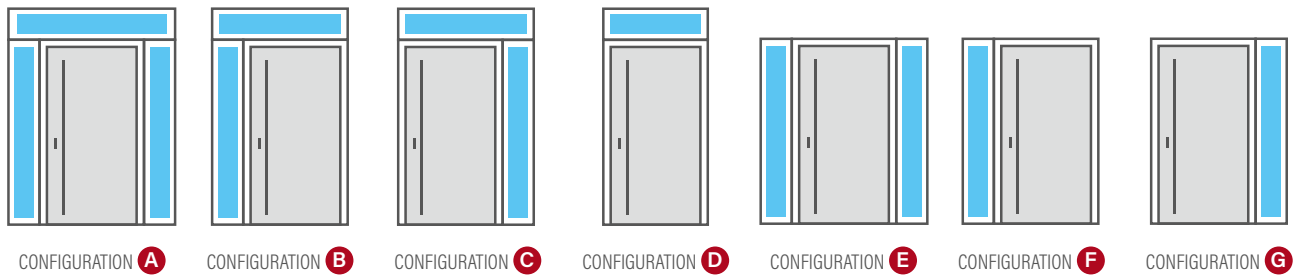
CORNER STEEL FRAME							
Width	Wall opening width	Wall opening height	Overall frame width	Overall frame height	Clear opening	Height at the frame	Frame opening
	So	Ho	Sc	Hc	Sp	Hw	Sw
80N	835 ^{*)}	2058	876	2075	756	2005	775
80	885 ^{*)}	2058	926	2075	806	2005	825
90N	935 ^{*)}	2058	976	2075	856	2005	875
90	985 ^{*)}	2058	1026	2075	906	2005	925
100	1085 ^{*)}	2058	1126	2075	1006	2005	1025

^{*)} necessary forging for hinge sockets and for the electric strike (if present)

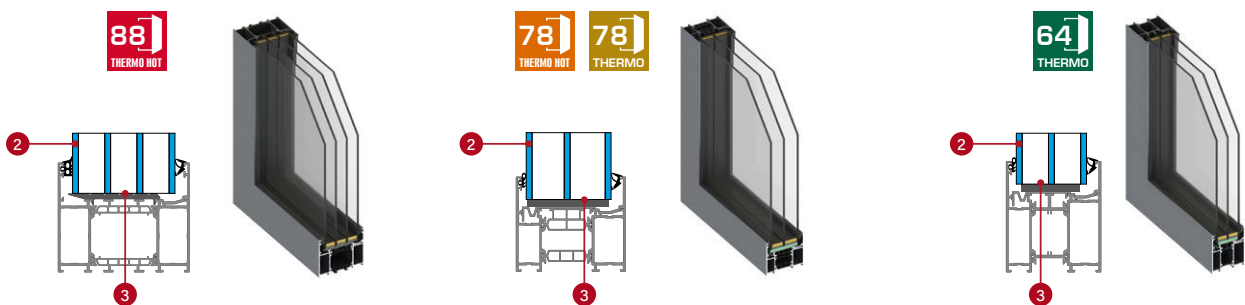
TOP AND SIDE LIGHTS

- top and side lights are manufactured as standard and in custom sizes, and are available only for doors made with an aluminium frame
- side and top lights require disassembly of glass during installation
- extra charge for P4 glass
- extra charge for venetian mirror¹⁾ glass
- extra charge for custom light at a dimensional angle
- extra charge for two-colour light
- doors with a transom or just transoms, regardless of the glass used, are not burglar-proof to RC2
- additional fee for variable-transparency glass

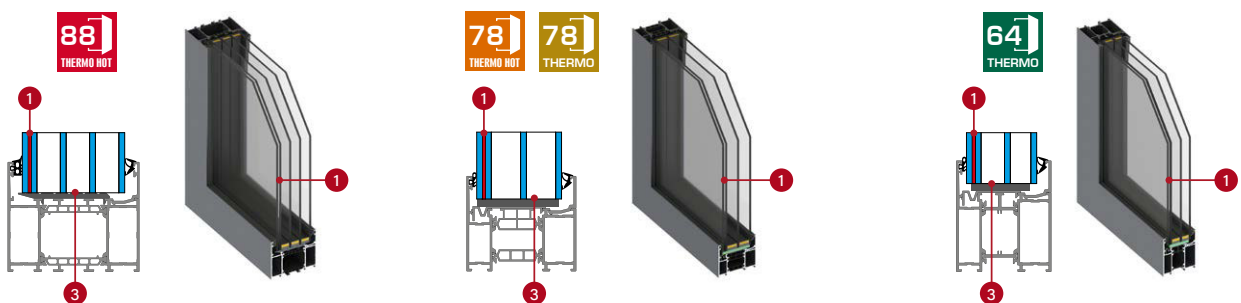
AVAILABLE CONFIGURATIONS²⁾



GLAZING UNITS - STANDARD GLASS

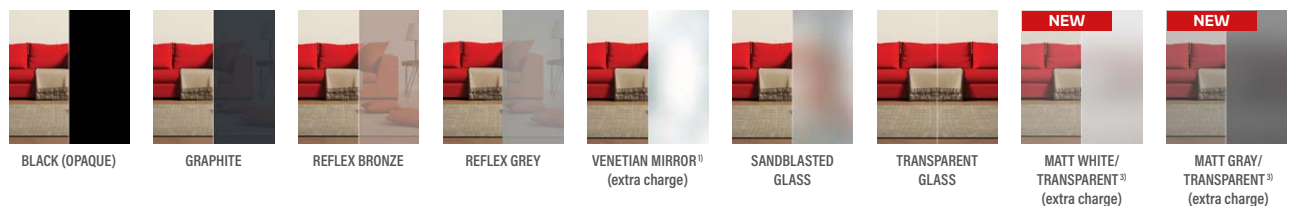


GLAZING UNITS - P4 BURGLAR-PROOF GLASS (extra charge)



- 1** laminated burglar-proof glass P4
- 2** glass
- 3** insulation spacer bars, black

GLAZING UNITS - TYPES OF GLAZING



¹⁾ A change in atmospheric pressure can cause a slight distortion of the reflected image in a venetian mirror.

²⁾ When assembling the fanlight with a frame or other aluminum profile, a misalignment may occur due to the thickness tolerances of the aluminum profiles - thickness deviation is in accordance with the PN/EN-12020-2 standard. The maximum thickness deviation of the assembled profiles is 0.9 mm.

³⁾ Variable glass. The change is achieved by applying a low-voltage current to the glass. Without current, the glass is frosted and available in a shade of white or gray. It is activated by a button mounted on the frame (at an additional cost) or a button, e.g., a lighting switch. When transparent, glass has a delicate white or grey glow.



THERMO HOT 88

THERMO HOT 88 TOP LIGHT

Height [mm]	Width [mm]																		
	987 (80)	1087 (90)	1187 (100)	1287	1387	1487	1587	1687	1787	1887	1987	2087	2187	2287	2387	2487	2587	2687	
200																			
300																			
400																			
500																			

STANDARD AND HIGHER SIDE LIGHTS FOR THERMO 88

Height [mm]	Width [mm]						
	200	300	400	500	600	700	800
2101 [standard THERMO HOT 88]							
2200							
2300							
2400							



THERMO HOT 78



THERMO 78

THERMO 78/THERMO HOT 78 TOP LIGHTS

Height [mm]	Width THERMO 78 [mm]																		
	962 (80)	1062 (90)	1162 (100)	1262	1362	1462	1562	1662	1762	1862	1962	2062	2162	2262	2362	2462	2562	2662	
	Width THERMO HOT 78 [mm]																		
	977 (80)	1077 (90)	1177 (100)	1277	1377	1477	1577	1677	1777	1877	1977	2077	2177	2277	2377	2477	2577	2677	
200																			
300																			
400																			
500																			

STANDARD AND HIGHER SIDE LIGHTS FOR THERMO 78/THERMO HOT 78

Height [mm]	Width [mm]						
	200	300	400	500	600	700	800
2086 [standard THERMO 78]							
2101 [standard THERMO HOT 78]							
2200							
2300							
2400							



THERMO 64

THERMO 64 TOP LIGHTS

Height [mm]	Width [mm]																		
	948 (80)	1048 (90)	1148 (100)	1248	1348	1448	1548	1648	1748	1848	1948	2048	2148	2248	2348	2448	2548	2648	
200																			
300																			
400																			
500																			

STANDARD AND HIGHER SIDE LIGHTS FOR THERMO 64

Height [mm]	Width [mm]						
	200	300	400	500	600	700	800
2086 (standard THERMO 64)							
2200							
2300							
2400							

The width and height of lights is the dimension calculated outside the frame.




TECHNICAL INFORMATION

DIMENSIONS OF GLAZING WITHIN THE DECORATIVE PANEL

The values given in the table apply to doors in standard width 90 and height according to the dimensions in the table on page 60-61.


Model	THERMO 64	THERMO 78	THERMO HOT 78	THERMO HOT 88
	[mm]	[mm]	[mm]	[mm]
HORN 1, 2	50 x 1600	50 x 1600	50 x 1600	50 x 1600
LANGEN	50 x 1600	50 x 1600	50 x 1600	50 x 1600
TREBUR	50 x 1600	50 x 1600	50 x 1600	50 x 1600
LAHTI 1, 4	50 x 1800	50 x 1800	50 x 1800	50 x 1800
LAHTI 2, 5	135 x 1800	135 x 1800	135 x 1800	135 x 1800
LAHTI 3, 6	220 x 1800	220 x 1800	220 x 1800	220 x 1800
HELMOND 1, 2	287 x 50	287 x 50	287 x 50	287 x 50
HELMOND 3	402 x 80	402 x 80	402 x 80	402 x 80
UTRECHT	200 x 1300	200 x 1300	200 x 1300	200 x 1300
ARENDAL 1	388 x 1697	388 x 1697	388 x 1697	388 x 1697
ARENDAL 2, 3	388 x 1017	388 x 1017	388 x 1017	388 x 1017
ARENDAL 4, 5	112 x 1018	112 x 1018	112 x 1018	112 x 1018
ARENDAL 6	238 x 1698	238 x 1698	238 x 1698	238 x 1698
ARENDAL 7	238 x 724	238 x 724	238 x 724	238 x 724
ARENDAL 8	238 x 1017	238 x 1017	238 x 1017	238 x 1017
ARENDAL 9	238 x 798	238 x 798	238 x 798	238 x 798
ARENDAL 10	238 x 238	238 x 238	238 x 238	238 x 238
ARENDAL 11	238 x 178	238 x 178	238 x 178	238 x 178
WELS	50 x 1200	50 x 1200	50 x 1200	50 x 1200
BAZYLEA	160 x 1800 (100 at the narrowest point)	160 x 1800 (100 at the narrowest point)	160 x 1800 (100 at the narrowest point)	160 x 1800 (100 at the narrowest point)
LEIMEN	50 x 1600	50 x 1600	50 x 1600	50 x 1600
AMBERG 1	390 x 50	390 x 50	390 x 50	390 x 50
AMBERG 2	290 x 50	290 x 50	290 x 50	290 x 50
AMBERG 3	150 x 50	150 x 50	150 x 50	150 x 50
AMBERG 4	110 x 110	110 x 110	110 x 110	110 x 110
LINDEN	50 x 1600	50 x 1600	50 x 1600	50 x 1600
MURTER	50 x 1200	50 x 1200	50 x 1200	50 x 1200
KREBEN 1, 4, 5	343 x 50	357 x 50	370 x 50	380 x 50
KREBEN 2, 6	487 x 50	501 x 50	514 x 50	524 x 50
KREBEN 3, 7	353 x 50	367 x 50	380 x 50	390 x 50
FRYBURG 3,4	1050 x 50	1050 x 50	1066 x 50	1066 x 50
FRYBURG 5, 6	1112,5 x 50	1112,5 x 50	1128,5 x 50	1128,5 x 50
ROTTERDAM 1, 2	230 x 1235 (1120*)	244 x 1235 (1113*)	257 x 1251 (1122,5*)	267 x 1251 (1117,5*)
ROTTERDAM 3, 4	400 x 1535 (1335*)	414 x 1535 (1328*)	427 x 1551 (1337,5*)	437 x 1551 (1332,5*)
EBERN 1, 3	230 x 1235	244 x 1235	257 x 1551	267 x 1551
EBERN 2	230 x 772,5	244 x 772,5	257 x 784,5	267 x 784,5
EBERN 4, 5	400 x 1535	414 x 1535	427 x 1551	437 x 1551
WIENER	135 x 1500	135 x 1500	135 x 1500	135 x 1500
SION	510 x 50	524 x 50	537 x 50	547 x 50
SINGEN 1, 5, 6	110 x 1800			
SINGEN 2	1 x 110 x 980 + 3 x 110 x 40 + 1 x 110 x 620			
SINGEN 3	110 x 1460			
SINGEN 4	1 x 110 x 640 + 1 x 110 x 110 + 1 x 110 x 640			
SELTERS 1, 2, 5	A 110 x 35			
SELTERS 3, 6	A 110 x 35; B 110 x 245 C 110 x 735			
SELTERS 4, 7	A 110 x 35 D 110 x 1155			
SAMEDAN	110 x 110	110 x 110	110 x 110	110 x 110
RODING	440 x 110	454 x 110	467 x 110	477 x 110
MELK 1	500 x 50	514 x 50	527 x 50	537 x 50
MELK 2	500 x 50	514 x 50	527 x 50	537 x 50
LUCERNA	487 x 50	501 x 50	514 x 50	524 x 50
LEOBEN 1, 2	556 x 20	570 x 20	583 x 20	593 x 20
LEOBEN 3	401 x 20	415 x 20	428 x 20	438 x 20
LEOBEN 4	471 x 50	485 x 50	498 x 50	508 x 50

GLAZING AREAS
IN THE SELTERS
MODEL:



* height to be rounded

OPENING TYPES



COMPONENTS FOR INDIVIDUAL OPENING MODES					
basic equipment for the opening mode					
Set A	Set B	Set C	Set D	Set E	Set F
- key knob cylinder	- set of 1-key system cylinders including one with a knob (we recommend mounting the knob on the main lock) - additional lock	- key knob cylinder	- set of 1-key system cylinders including one with a knob (we recommend mounting the knob on the main lock) - additional lock	- key knob cylinder	- set of 1-key system cylinders including one with a knob (we recommend mounting the knob on the main lock) - additional lock
+ selected design of the handle, knocker and accessories					
A	B	C	D	E	F
- handle	- handle - top escutcheon	- handle + slim escutcheon set - door bar - knocker button - electric strike - door closer - power supply unit	- handle + slim escutcheon set - top escutcheon - door bar - knocker button - electric strike - door closer - power supply unit	- slim escutcheon - 2 x door bar - 2 x knocker button - electric strike - door closer - power supply unit	- slim escutcheon - upper slim escutcheon - 2 x door bar - 2 x knocker button - electric strike - door closer - power supply unit

DOOR OPENING DIRECTION

RIGHT DOOR



Right door opening outwards



Right door opening inwards

LEFT DOOR











Left door opening inwards













Left door opening outwards

ACCESSORIES

HARDWARE	
Set A	Set of basic equipment for opening mode A - key knob cylinder ¹⁾ (the selected handle must be added to the price)
Set B	Set of basic equipment elements for opening mode B - set of 1-key system inserts ¹⁾ including one with a knob, additional top lock (the selected handle and escutcheon must be added to the price)
Set C	Set of basic equipment elements for opening mode C - key knob cylinder ¹⁾ (the selected set of handle + slim escutcheon, door bar and button, electric strike, door closer and power supply must be added to the price)
Set D	Set of basic equipment elements for opening mode D - set of 1-key system inserts ¹⁾ including one with a knob, additional top lock (the selected set of handle + escutcheon, top slim escutcheon, door bar and button, electric strike, door closer and power supply must be added to the price)
Set E	Set of basic equipment elements for opening mode E - key knob cylinder ¹⁾ (TWO selected door bars, 2 buttons, slim escutcheon, electric strike, door closer and power supply must be added to the price)
Set F	Set of basic equipment elements for opening mode F - set of 1-key system inserts ¹⁾ including one with a knob, additional top lock (TWO selected door bars, 2 buttons, slim escutcheon, top slim escutcheon, electric strike, door closer and power supply must be added to the price)
	Key-key cylinder ¹⁾ ; class B (the door meets the requirements of RC2) silver, black, old gold F4
	Key-knob cylinder ¹⁾ ; class B (the door meets the requirements of RC2) silver, black, old gold F4
	Set of key-key, key-knob 1-key system cylinders ¹⁾ ; class B (the door meets the requirements of RC2) silver, black, old gold F4
	Key-key cylinder ¹⁾ ; class C (the door meets the requirements of RC2) silver, black, old gold F4
	Key-knob cylinder ¹⁾ ; class C (the door meets the requirements of RC2) silver, black, old gold F4
	Set of key-key, key-knob 1-key system cylinders ¹⁾ ; class C (the door meets the requirements of RC2) silver, black, old gold F4
	No-class nickel cylinder ¹⁾ for temporary use during the construction, to prevent unauthorised access.
<p>Surcharges for class locks:</p> <ul style="list-style-type: none"> - single key system (within the same class locks, B or C) for multiple doors (number of keys in the entire set: 5) - independently operating key system - invest system (3 construction keys + 5 investor keys in the entire set) 	
	Additional top lock, silver front plate














¹⁾ The set of two 1-key system cylinders has 5 keys. Single cylinders have 3 keys.
Extra charge for single cylinder (doors with bottom lock only) up to five keys Class B (doors RC2).

ACCESSORIES

HARDWARE	
	<p>Erkado CERTUS RC2 gimbal-less handle with double and double-sided support inox, black str (the door meets the requirements of RC2) escutcheon 12 mm / 9 mm thick</p> <p>A, B RECOMMENDED PRODUCT</p>
	<p>Erkado CERTUS RC2 escutcheon for the top lock inox, black str (the door meets the requirements of RC2) escutcheon 12 mm / 9 mm thick</p> <p>B RECOMMENDED PRODUCT</p>
	<p>Erkado CERTUS RC3 gimbal-less handle with double and double-sided support with Class C anti-drilling protection inox, black str escutcheon 15 mm / 9 mm thick</p> <p>A, B RECOMMENDED PRODUCT</p>
	<p>Erkado CERTUS RC3 escutcheon with anti-drilling protection for upper class C lock inox, black str escutcheon 15 mm / 9 mm thick</p> <p>B RECOMMENDED PRODUCT</p>
	<p>Erkado CERTUS set handle + slim plate (door with pull handle) inox, black str escutcheon 9 mm / 9 mm thick</p> <p>C, D RECOMMENDED PRODUCT</p>
	<p>Erkado CERTUS top plate set (top lock and handle handle) inox, black str escutcheon 9 mm / 9 mm thick</p> <p>D RECOMMENDED PRODUCT</p>
	<p>Erkado CERTUS set slim handle + slim plate (door with pull handle) inox, black str escutcheon 9 mm / 9 mm thick</p> <p>C, D RECOMMENDED PRODUCT</p>
	<p>Erkado CERTUS slim escutcheon for top lock (door with pull handle) inox, black str escutcheon 9 mm / 9 mm thick</p> <p>B, D, F RECOMMENDED PRODUCT</p>
	<p>Erkado CERTUS slim sign (door with pull handle) inox, black str escutcheon 9 mm / 9 mm thick</p> <p>E, F RECOMMENDED PRODUCT</p>
	<p>PASA handle²⁾ or knob at an extra charge inox, black, old gold F4 (the door meets the requirements of RC2)</p> <p>A, B</p>
	<p>PASA escutcheon²⁾ for the top lock; inox, black, old gold F4 (the door meets the requirements of RC2)</p> <p>B</p>
	<p>PASA handle²⁾ or knob at an extra charge with Class C anti-drilling protection inox, black, old gold F4</p> <p>A, B</p>
	<p>PASA escutcheon²⁾ with anti-drilling protection for upper class C lock inox, black, old gold F4</p> <p>B</p>












²⁾ from 01/07/2025 available while stocks last

ACCESSORIES

HARDWARE	
	Set PASA handle ²⁾ + slim escutcheon (door with pull handle) inox, black, old gold F4 C, D
	Top escutcheon set PASA ²⁾ (top lock and pull handle) inox, black, old gold F4 D
	Set PASA slim handle ²⁾ + slim escutcheon (door with pull handle) inox, black, old gold F4 C, D
	PASA slim escutcheon for top lock ²⁾ (door with pull handle) inox, black, old gold F4 B, D, F
	PASA slim escutcheon ²⁾ (door with pull handle) inox, black, old gold F4 E, F
	SOLO GAJA handle + slim escutcheon (door with pull handle) inox, black, old gold F4 escutcheon 12 mm / 8 mm thick C, D
	SOLO GAJA upper escutcheon set (upper lock and pull handle) inox, black, old gold F4 escutcheon 12 mm / 8 mm thick D
	HAGA handle or knob at an extra charge inox, black, old gold F4, escutcheon 8 mm / 8 mm thick (the door meets the requirements of RC2) A, B
	HAGA escutcheon for the top lock; inox, black, old gold F4 (the door meets the requirements of RC2), escutcheon 8 mm / 8 mm thick B
	ROYAL handle or knob at an extra charge inox, black, old gold F4, escutcheon 12 mm / 8 mm thick (the door meets the requirements of RC2) A, B
	ROYAL escutcheon for the top lock; inox, black, old gold F4 (the door meets the requirements of RC2), escutcheon 12 mm / 8 mm thick B
	ROYAL FLEX handle or knob at an extra charge with Class C anti-drilling protection inox, black, old gold F4 escutcheon 12 mm / 8 mm thick A, B
	ROYAL FLEX escutcheon for top lock anti-drilling protection class C inox, black, old gold F4 escutcheon 12 mm / 8 mm thick B

²⁾ from 01/07/2025 available while stocks last

ACCESSORIES

DOOR PULL HANDLES ²⁾		
	K35 inox stainless steel door bar, black str ¹⁾³⁾ (button opening option) C, D, E, F	L 180 cm L 160 cm L 120 cm L 60 cm
	KK35 inox stainless steel door bar, black str ¹⁾³⁾ (button opening option) C, D, E, F	L 180 cm L 160 cm L 120 cm L 60 cm
	Door bar KP inox stainless steel, black str ¹⁾³⁾ (button opening option) C, D, E, F	L 180 cm L 160 cm L 120 cm L 60 cm
	Door bar KPL2 inox stainless steel, black str ³⁾ (button opening option) C, D, E, F	L 180 cm L 160 cm L 120 cm L 60 cm
	Door bar OP inox stainless steel, black str ³⁾ (button opening option) C, D, E, F	L 180 cm L 160 cm L 120 cm L 60 cm
	Door bar P6K inox stainless steel, black str ³⁾ (no button opening option) C, D, E, F	L 120 cm L 60 cm
	Radio button for pull handle + radio relay + electric strike ⁵⁾ or Pull handle button + contactor + electrical installation + electric strike ⁵⁾ C, D, E, F	
	2 x radio button for pull handle + radio relay + electric strike ⁵⁾ or 2 x push button for the door handle + contactor + electrical installation + electric strike ⁵⁾ E, F	
	NEW Fingerprint reader with Wi-Fi function (control app) + electric strike ⁵⁾ (only for K35, KK35, KP door handles)	
	NEW Bistable button with backlight. Used to disable the button on a push-button pull handle ⁴⁾	
	NEW Bistable button without backlight. Used to disable the button on a pull handle with a push button and to switch the variable-transparent glass on/off ⁴⁾	
Door bar illumination (available in K35, KK35, and KP models). Includes a dusk sensor.		

¹⁾ Door bar per dimension at an extra charge

²⁾ For models BIENE 1, BIENE 2, LUTTER 1, LUTTER 2, KELLA 1, KELLA 2 and KELLA 3 there are limitations to the choice of entablature - see order panel for details
















³⁾ Separately ordered handle: with only a radio button - additional charge, with only a traditional button - additional charge.

⁴⁾ The button is mounted on the door frame on the striker side. If the option to disable the button in the pull handle plus variable-transparency glass is selected, two buttons will be mounted one above the other. The button for the variable-transparency glass is optional. If the customer does not select it, cables will be provided for connection, e.g. to a light switch in a wall box. We do not use buttons on steel door frames; they are only available for aluminium door frames.

⁵⁾ The electric strike is included in the door price in the B2B panel when creating the offer.

ACCESSORIES

ACCESSORIES AT AN EXTRA CHARGE













	Aluminium door frame THERMO 78 and THERMO 64 (as a standard for THERMO HOT 88 and THERMO HOT 78)
	Aluminium angle profile for connecting doors with side light at an angle of 90 degrees (one vertical)
	Frame extension 30 mm available for THERMO HOT 88 28 mm available for THERMO 64, THERMO 78 and THERMO HOT 78
	Hook-bolt multipoint lock and strike plate (aluminium frame only) black. Available only from height Hc = 1980 mm
	Wide angle door viewer mounted at 1500 mm +/- 30 mm (black, inox, old gold)
	Drop-down gasket
	PVC threshold extension used in doors and side lights (clip or screwed) height 20 mm and 35 mm, length 120 cm
NEW 	Threshold extension ERKARYT ¹⁾ for doors, height from 30 to 300 mm, length 120 cm
	Threshold extension ERKARYT ¹⁾ for side lighting, height from 30 to 300 mm, length 120 cm
	Threshold extension ERKARYT ¹⁾ for side lighting, height from 30 to 300 mm, length 60 cm
NEW 	Threshold extension ERKANIT ²⁾ for doors, height from 30 to 300 mm, length 120 cm
	Threshold extension ERKANIT ²⁾ for side lighting, height from 30 to 300 mm, length 120 cm
	Threshold extension ERKANIT ²⁾ for side lighting, height from 30 to 300 mm, length 60 cm
	Weather bar for inward opening doors in black or silver anode (to be installed by the installer)
	BOSTIK adhesive for threshold extensions, grey colour 430 g
	Expansion tape 20 mm, 5 m roll, expansion from 7 to 15 mm
	Hot installation tape 100 mm, length 1 m
	Automatic multipoint lock with a strike plate (aluminium frame only). The automatic lock can only be used with aluminium frame and handle exclusively in THERMO HOT technology. It is not possible to use in the door with a pull handle, electric strike and top lock.
	A
	Decorative angle bracket in black or stainless steel, used as standard on the door leaf hinge side on the lock side only for doors in NATURAL OAK and NATURAL TRANSVERSE OAK grain finishes. In other finishes, it is also available as a free option, but only when ordering a complete door set. Purchase as a separate item for self-assembly is subject to a charge.

¹⁾ High-quality extruded and expanded polystyrene material with parameters comparable to KLINART[®] (registered trademark of the manufacturer Klinar Sp. z o.o.)

²⁾ high-quality polyurethane-based composite material with parameters comparable to PURENIT[®] (registered trademark of the manufacturer Puren GmbH)

ACCESSORIES

ACCESSORIES AT AN EXTRA CHARGE

	<p>Electric-driven multipoint lock ROTO SAFE ENEO 4in1 (can be controlled with PIN code via keypad, smartphone with Bluetooth function, fingerprint, as well as RFID card or keychain) The lock is anti-panic as standard, meaning that each time you press the handle from the inside, the door will automatically open (even if it is locked with a lock cylinder).</p> <p>C</p>
	<p>ErkadoSmart intelligent keyless entry in black.³⁾ Opening: PIN, RFID card or TTlock app.</p> <p>A, C, E</p>
	<p>ErkadoSmart intelligent keyless entry in black.³⁾ Opening: fingerprint, RFID card or TTlock app.</p> <p>A, C, E</p>
	<p>NEW TTlock</p> <p>ERKADO SMART handle available only with an automatic lock, spacing 92 mm³⁾</p> <p>A</p> 
	<p>Electric strike with a roll/day-night function (aluminium frame only)</p>
	<p>Power supply for electric strike</p> <p>C, D, E, F</p>
	<p>Reed switch in black, only available for doors with aluminium frame</p>
	<p>Silver or black door closer⁴⁾ (not available in steel frame). A door closer is required with an electric strike. Option for at an extra charge: leaf opening lock²⁾</p> <p>C, D, E, F</p>
	<p>Silver or black rail door closer⁴⁾ with opening support and an opening stop. A door closer is required with an electric strike. Option for at an extra charge: adjustable leaf opening lock¹⁾</p> <p>C, D, E, F</p>
	<p>Concealed door closer⁴⁾⁵⁾ with opening aid, opening limiter and hold-open device¹⁾ (THERMO HOT 88 and THERMO HOT 78 doors only). A door closer is required with an electric strike.</p> <p>C, D, E, F</p>
	<p>Steel door care kit: active cleaning foam and 400 ml preservative silicone</p>

¹⁾ The lock allows for safe holding of the leaf, exactly in the required position, at the opening angle from approx. 80 degrees to 120 degrees.

²⁾ Locking only at the opening angle 90 degrees.

³⁾ When an ErkadoSmart insert or ERKADO SMART handles is used, the door does not comply with the RC2 anti-burglary class. The ERKADO SMART handle is only available for THERMO HOT technology. Dedicated application for the handle: TTlock.

⁴⁾ Possibility to order only the reinforcement for the door closer (installed in the door leaf) for an additional fee.

⁵⁾ Where applicable, the upper rail in the sash is made of glued wood, not composite.

The door must be protected against sunlight and direct precipitation by roofing.

The width of the roofing shall not be less than the overall width of the door plus 1 metre. The depth shall not be less than 1 metre. The details shall include the instructions for installation of the door.

Karta gwarancyjna oraz instrukcja montażu są dołączone do produktu. The warranty certificate and assembly manual are attached with products.

This Product Guide is for reference only, and shows current prices and product availability. The manufacturer reserves the right to modify prices and product availability without prior notice.

Actual colours in colour charts can differ from these indicated in this Product Guide. Please consult the colours with original colour charts available at our dealer centres. The photos in the catalogue are for reference only and dimensional proportions of some components can occur for different door leaf widths. We reserve the right to printing mistakes. The Product Guide is not an offer in legal terms and is published only for reference.

Edition I/2026/A applies as of 1.01.2026.

The door should be selected on the basis of a basic design of a facility, prepared considering all applicable standards and provisions of law, as well as frequency and conditions of use. ERKADO offers several variants, but leaves the final choice to the Buyer, because only the Buyer or their representatives knows the purpose and conditions of use for the product to be ordered. Certificates can be downloaded from our website www.erkado.pl



ERKADO Sp. z o.o.

Gościeradów-Folwark
Osiedle POM 8
23-275 Gościeradów
POLAND
NIP 715-194-27-90

E-mail: biuro@erkado.pl
www.erkado.pl

CHECK PRICES

STEEL DOORS



INTERNAL DOORS



STEEL DOORS

SECURITY • THERMAL EFFICIENCY • DURABILITY



SECURITY
Security class RC2



$U_d \leq 0,6 \text{ W}/(\text{m}^2\text{K})$

THERMAL EFFICIENCY
compliant with the requirements of
the "Clean Air" Programme



DURABILITY
high resistance to weather
conditions