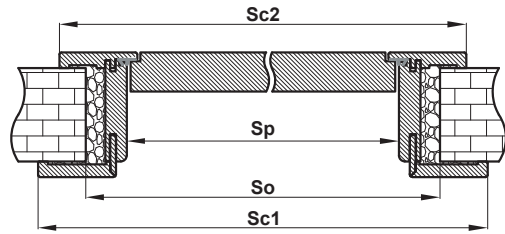
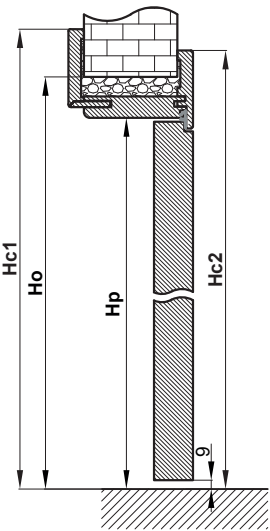


REVERSIBLE DOOR



|     | "60" | "70" | "80N" | "80" | "90" | "100" | "110" |
|-----|------|------|-------|------|------|-------|-------|
| Sc1 | 834  | 934  | 1010  | 1034 | 1134 | 1234  | 1334  |
| Sc2 | 791  | 891  | 966   | 991  | 1091 | 1191  | 1291  |
| So  | 736  | 836  | 900   | 936  | 1036 | 1136  | 1236  |
| Sp  | 652  | 752  | 828   | 852  | 952  | 1052  | 1152  |

|     | NORMA PL | NORMA 2112 | NORMA CZ |
|-----|----------|------------|----------|
| Hc1 | 2144     | 2226       | 2097     |
| Hc2 | 2122     | 2204       | 2075     |
| Ho  | 2095     | 2177       | 2048     |
| Hp  | 2053     | 2135       | 2006     |

GUARANTEE CARD  
AND INSTALLATION

DOOR LEAF



Read guarantee terms and assembly instruction before starting any installation works.

**ATTENTION: PRODUCT CONTAINS WOOD-BASED MATERIALS  
PROTECT AGAINST MOISTURE AND WETNESS!**

DOWNLOAD IN OTHER LANGUAGES



|                   |
|-------------------|
| EN - INSTRUCTIONS |
| CZ - INSTRUKCE    |
| SK - INŠTRUKCIE   |
| HU - ÚTMUTATÓ     |
| LT - INSTRUKCIJOS |
| LV - INSTRUKCIJAS |
| UA - ІНСТРУКЦІЇ   |
| RO - INSTRUCȚIUNI |
| BG - ИНСТРУКЦИИ   |
| SL - NAVODILA     |
| DE - ANLEITUNGEN  |
| FR - INSTRUCTIONS |
| PL - INSTRUKCJE   |



|                 |
|-----------------|
| EN - GUARANTEES |
| CZ - ZÁRUKY     |
| SK - ZÁRUKY     |
| HU - GARANCIÁK  |
| LT - GARANTIJOS |
| LV - GARANTIJAS |
| UA - ГАРАНТІЇ   |
| RO - GARANȚII   |
| BG - ГАРАНЦИИ   |
| SL - GARANCJE   |
| DE - GARANTIEN  |
| FR - GARANTIES  |
| PL - GWARANCJE  |



|                    |
|--------------------|
| EN - DECLARATIONS  |
| CZ - PROHLÁŠENÍ    |
| SK - VYHLÁSENIA    |
| HU - NYILATKOZATOK |
| LT - DEKLARACIJOS  |
| LV - DEKLARĀCIJAS  |
| UA - ЗАЯВИ         |
| RO - DECLARAȚII    |
| BG - ДЕКЛАРАЦИИ    |
| SL - IZJAVE        |
| DE - ERKLÄRUNGEN   |
| FR - DÉCLARATIONS  |
| PL - DEKLARACJE    |



|                      |
|----------------------|
| EN - OTHER           |
| CZ - OSTATNÍ         |
| SK - OSTATNÉ         |
| HU - EGYÉB           |
| LT - KITI            |
| LV - CITAS           |
| UA - ІНШЕ            |
| RO - ALTE INFORMAȚII |
| BG - ДРУГИ           |
| SL - DRUGE           |
| DE - SONSTIGES       |
| FR - AUTRES          |
| PL - INNE            |

ERKADO Sp. z o.o.

Gościeradów-Folwark Osiedle POM 8, 23-275 Gościeradów  
e-mail: biuro@erkado.pl, www.erkado.pl

INTERIOR DOORS

tel. +48 15 838 10 57  
fax +48 15 838 18 84

EXTERIOR DOORS

tel. +48 15 845 33 88  
fax +48 15 845 34 05

## WARRANTY TERMS AND CONDITIONS

- The Seller grants to the Buyer a warranty on the terms and conditions specified by:
  - Directive 2011/83/EU of the European Parliament and of the Council of 25 October 2011 on consumer rights,
  - Directive 1999/44/EC of the European Parliament and of the Council of 25 May 1999 on certain aspects of the sale of consumer goods and associated guarantees,
  - other provisions laid down in European Parliament and Council Directives.
- The subject of the sale are internal doors or their parts (door leaf or door frame)
- The warranty period is 2 years from the delivery date.
- The Buyer is obliged to report a product defect within 6 months from the moment the defect is detected.
- The warranty does not exclude, limit or suspend the Buyer's rights under applicable national legislation on consumer rights.
- The warranty covers physical defects of the Product, inherent in the product itself, hidden and invisible during the purchase and revealed within the warranty period.
- Obvious defects, in particular: quantitative and dimensional, shall be reported at the time of delivery.
- A defect that cumulatively meets the following criteria is considered an obvious defect:
  - visible from a distance of not less than 1,5 m,
  - assessed with the unaided eye in diffuse light.
- Do not install in case of the presence of defects qualifying to a complaint - keep the label with the product number for clear identification of the product.
- The individual parts of the door, not the whole product, are subject to the replacement based on complaint.
- The entity authorised to accept the complaint is the Seller.
- Complaints are dealt with within the time frames specified in the national legislation. The time frame for processing automatically and without notice is extended due to delays or failures of the Buyer.
- The Warranty shall not cover:
  - mechanical damage,
  - deformation (distortion, warping) occurring during use,
  - differences in shades resulting from the production technology or reproduction of natural wood structures,
  - spot discolourations resulting from production technology.
- The Buyer loses warranty rights for defects caused by:
  - removal of dirt, adhesive tape, etc.,
  - unauthorised structural changes,
  - peeling off of the veneer due to improper operating conditions,
  - carelessness, negligence or ignorance,
  - consequences of faulty installation,
  - others resulting from the misuse of the Product.

## QUALITY AND ACCURACY OF WORKMANSHIP

- The quality of workmanship is to be in accordance with the technical description of the product and the factory production control. Furthermore, the workmanship standard is to reflect the type of materials used and the production technology.
- Permissible gaps at connecting elements are 0.5 mm and concern at least: junctions between frame stands and lintel (upper beam), junction between transom and sash vertical frame. A gap not exceeding 0.5 mm does not constitute a product defect.

## PURPOSE

- The product is designed for the installation of an opening in the wall of a room with a relative humidity not exceeding 50-60% and a temperature suitable for rooms intended for permanent human habitation, i.e. +20 degrees Celsius or higher.
- Installation is not permitted in rooms with permanently high humidity, e.g. laundry rooms, saunas, swimming pools, cellars, garages.
- The choice of the appropriate door type should take into account the technical requirements of the building taking into account the applicable standards and regulations.
- The door leaf should be mounted on a door frame that provides the correct functional and performance characteristics.

## HEALTH AND SAFETY IN USE AND MAINTENANCE

- Remove soiling with a damp cloth. Excessive amounts of water can cause irreversible wrinkling of the veneer.
- The guarantor is not responsible for any side effects of the cleaning products. Before using them, it is advisable to carry out a test on a small area, in an inconspicuous place, by applying the agent on a cloth.
- Protect against moisture and wetness.
- It is strictly prohibited to:
  - transport, handling and storage in a position other than upright, placing them on the lower edge of the
  - installation and storage in unventilated, damp or very sunny rooms,
  - cleaning and maintenance using chemical preparations containing corrosive substances, abrasive materials and substances that cause discolouration and damage,
  - the dispensing of cleaning agents directly onto the veneered or painted surface,
  - slamming, hanging heavy, wet, sticky objects, etc.
- During installation, use and maintenance, the applicable occupational safety regulations must be strictly observed, in particular:
  - read and follow the instructions on the mounting foam label,
  - use efficient tools in accordance with their intended use during assembly,
  - use a handle, knob, hilt or other suitable hardware to open and close the door,
  - immediately rectify any functional faults that arise during use, in particular: loosening of screws fixing the accessories (hinges, catches, locks, etc.), rubbing of the sash against the frame or the floor, stresses on the sash.
- Any adjustments required due to deterioration of the functional characteristics arising during use must be carried out immediately by qualified fitters (out-of-warranty service). In relation to the door manufacturer and the installation company).
- The product does not contain any dangerous substances as defined by Regulation (EC) No 1907/2006 of the European Parliament and of the Council of 18 December 2006.

## BEFORE ASSEMBLY

- Prepare the tools.
- Perform an initial visual inspection of the Product before removing the protective packaging and check compliance with the order.
- Remove the packaging without destroying the polystyrene foam, cardboard, bottom moulding and Manufacturer's labels, storing them until installation is complete.
- The use of qualified installation teams is recommended.
- Carry out the work in accordance with the rules of the trade and safety regulations.
- Commence installation after other renovation and construction work (painting, wallpapering, tiling and panel laying) has been completed in rooms with a humidity level of no more than 50%.
- Check all dimensions according to the diagram opposite.

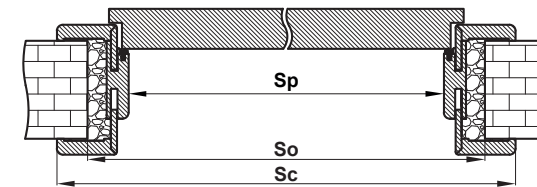
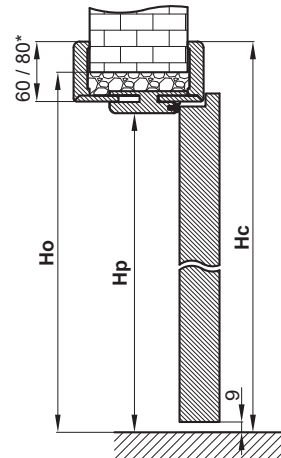
## REBATE DOOR LEAF ASSEMBLY

- Unpack and fit the door leaf, checking for adherence to the frame.
- Remove the sash from the frame (applies to panelled sashes equipped with single pivot hinges), adjust the hinges and refit.
- The panel leaf has factory screw-in 1-pin hinges. The frame leaf must be mounted on three 2-pin hinges.
- Check the operation of the lock by closing the door 3 times.
- Adjust the hinges (applies to frame sashes equipped with double pivot hinges) without removing them from the frame.
- Check operation of the lock(s) and fit accessories.

## FITTING OF THE NON-REBATED DOOR LEAF

- Unpack the wing.
- Embed the hinges in the sash and mark the point where the mounting screws will be fixed. Note: the selected markings are shown on the inside:
  - L - hinge for left hinge / R - hinge for right hinge
  - DOOR or DOORSIDE - hinge element fitted to the door / FRAME - hinge element fitted to the frame.

## REBATED DOOR



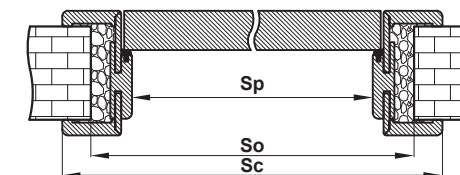
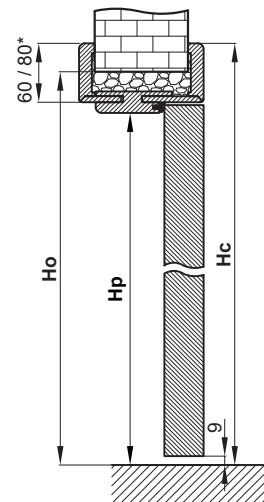
|    | "60"       | "70"       | "80"       | "90"         | "100"        | "110"        |
|----|------------|------------|------------|--------------|--------------|--------------|
| Sc | 746 / 786* | 846 / 886* | 946 / 986* | 1046 / 1086* | 1146 / 1186* | 1246 / 1286* |
| So | 688        | 788        | 888        | 988          | 1088         | 1188         |
| Sp | 604        | 704        | 804        | 904          | 1004         | 1104         |

\* 80 mm

|    | NORMA PL     | NORMA 2112   | NORMA CZ     |
|----|--------------|--------------|--------------|
| Hc | 2089 / 2109* | 2171 / 2191* | 2042 / 2062* |
| Ho | 2060         | 2142         | 2013         |
| Hp | 2018         | 2100         | 1971         |

\* 80 mm

## NON-REBATED DOOR



|    | "60"       | "70"       | "80N"      | "80"        | "90"         | "100"        | "110"        |
|----|------------|------------|------------|-------------|--------------|--------------|--------------|
| Sc | 771 / 811* | 871 / 911* | 947 / 987* | 971 / 1011* | 1071 / 1111* | 1171 / 1211* | 1271 / 1311* |
| So | 713        | 813        | 888        | 913         | 1013         | 1113         | 1213         |
| Sp | 629        | 729        | 805        | 829         | 929          | 1029         | 1129         |

\* 80 mm

|    | NORMA PL     | NORMA 2112   | NORMA CZ     |
|----|--------------|--------------|--------------|
| Hc | 2102 / 2122* | 2184 / 2204* | 2055 / 2075* |
| Ho | 2073         | 2155         | 2026         |
| Hp | 2031         | 2113         | 1984         |

\* 80 mm