

ERKADO

doors are our world

inspirations

WARSAW HOME

2024

ERKADO

doors are our world

A special catalogue for the Warsaw Home & Contract 2024 fair is already our tradition. Let us add - a living tradition, since new solutions and forms appear on its pages each time.

From page to page, new doors open up here: internal, external - for houses, entrance doors for flats and hotel doors in the just-expanded investment offer.

This year we are presenting models from the steel door range that are modern and extremely durable. To emphasise the tradition from which ERKADO originates, we also present products in natural wood laminate.

Doors are our world - with all its diversity. That is why, just like this year's stand arrangement, the catalogue harmoniously combines aesthetics with functionality and the best traditions with bold innovations.

We invite you to come in and see for yourself.

inspirations



INTERNAL DOORS

LOFT	4
AMARYLIS	8
FREZJA	10
NEMEZJA	14
BALDUR	16
LUKRECJA	18
TURAN	20
ANUBIS	22
LAURENCJA	24
EPIMEDIUM	26
NEMEZJA	28
ALTAMURA	30
FORTECA	36
HERSE	38
OKTIS	40
COVERT	74

EXTERNAL DOORS

LEIMEN	46
HORN	48
BAZYLEA	50
FRYBURG	52
AMBERG	54
LUCERNA	56
ROTTERDAM	58
EBERN	60
LUTTER	62
LANGEN	64
SINGEN	66
LINDEN	68
P173	70
P188	72

inspirations

LOFT

LOFT 3 WITH SIDE AND TOP LIGHTS

- door frame made of steel profiles coated with RAL 9005 MAT powder paint
- frame made of steel profile
- metal muntin bars 20 mm wide
- magnetic lock
- pull handle
- steel hinges
- tempered 6 mm clear glass



LOFT 1



LOFT 2



LOFT 3

BLACK RAL 9005

- ☰ The premiere announcement of the steel and glass door collection has a unique character. It comprises a variety of models, each of which comes in several variants (muntin density, glazing proportions, etc.). In addition, the series includes fanlights (top) and fanlights (side) that harmonise perfectly with the doors.

LOFT

LOFT 3 WITH SIDE AND TOP LIGHTS

- door frame made of steel profiles coated with RAL 9005 MAT powder paint
- frame made of steel profile
- metal muntin bars 20 mm wide
- magnetic lock
- pull handle
- steel hinges
- tempered 6 mm clear glass

INTERNAL DOORS



LOFT 4



LOFT 5



LOFT 6

BLACK RAL 9005

- ☰ The Loft single or double doors will be a great choice not only for post-industrial spaces. The collection will also look great in contemporary interiors in the spirit of modern classic, New York, retro or eclectic style. Architectural trends also point to it as a great counterpoint to the walls of historic townhouses, villas and palaces.

AMARYLIS

AMARYLIS 9 in ANTHRACITE ST CPL laminate

- standard PL2112
- transparent glass
- non-rebated frame, adjustable, connection angle 90°
- decorative crown and pilasters
- CUBE PREMIUM black matt handle

INTERNAL DOORS



AMARYLIS 2



AMARYLIS 7



AMARYLIS 8

- ☰ The large glazing with a delicate mesh of muntins exudes sophistication. The wide range of finishes makes this model an excellent choice for contemporary interiors styled in the spirit of modern classic, New York, retro or eclectic style, as well as for historic buildings - old townhouses, villas, palaces.



LIGHT-GREY ST CPL



ANTHRACITE ST CPL



DARK GREEN ST CPL




NAVY BLUE ST CPL



WHITE ST CPL



BLACK ST CPL

 Innovative protective AntiFinger coating - perfect appearance even with intensive use.

FREZJA

- FREZJA 9 in CAPPUCCINO ST CPL laminate
- standard PL2112
 - non-rebated frame, adjustable, connection angle 90°
 - CORONA ARROW Q black matt handle

INTERNAL DOORS



FREZJA 1



FREZJA 5



FREZJA 6

- Traditional solutions have inexhaustible potential, as in the Frezja door family. The solid frame forms the setting for panels with a wide variety of character. From fresh takes on the classic (with glass infill, solid or a panel overlaid on both sides) to completely modern models with asymmetrical glazing or milling near the handle.



CAPPUCCINO ST CPL



ASHY ST CPL



ANTHRACITE ST CPL



DARK GREEN ST CPL



NAVY BLUE ST CPL



NATUR OAK PREMIUM



Innovative protective AntiFinger coating – perfect appearance even with intensive use.

FREZJA

- FREZJA 10 in LIGHT-GREY ST CPL laminate
- non-rebated frame, adjustable, connection angle 90°
 - BELLA SLIM square black matt handle



FREZJA 4



FREZJA 3



FREZJA 2

- ☰ A new addition to the Frezja door family is a model with horizontal divisions below the handle. It will be suitable for arrangements reminiscent of a rustic or retro style, but with a contemporary twist. It will also harmonise perfectly with stucco panelled walls (an important trend!) or elegant panelling in English style.



CAPPUCCINO ST CPL



ANTHRACITE ST CPL



DARK GREEN ST CPL




NAVY BLUE ST CPL



WHITE ST CPL



BLACK ST CPL

 Innovative protective AntiFinger coating – perfect appearance even with intensive use.

NEMEZJA

NEMEZJA 14 in NAVY BLUE ST CPL laminate

- standard PL2112
- non-rebated frame, adjustable, connection angle 90°
- decorative crown and pilasters
- OLIVIA R glossy brass handle

INTERNAL DOORS



NEMEZJA 14



NEMEZJA 6



NEMEZJA 12

- ☰ Nemezja doors have been created with retro style lovers in mind. They will look great in an old tenement house or historic villa, and evoke the atmosphere of the past in a new apartment building. All models are decorated with stylish panels, filled with elegant bevelled coffers or matching glazing, and depending on the laminate they take on different looks. Some will work perfectly in an English or New York style arrangement. Others - in a French or Modern Classic design. There is also no shortage of those that will allow us to recreate the joinery we know from old Polish houses.



CAPPUCCINO ST CPL



ANTHRACITE ST CPL



DARK GREEN ST CPL




NAVY BLUE ST CPL



WHITE ST CPL



BLACK ST CPL

 Innovative protective AntiFinger coating – perfect appearance even with intensive use.

BALDUR

- BALDUR 1 in NATUR OAK PREMIUM laminate
- standard PL2112
 - VSG black glass
 - reversible frame in BLACK ST CPL, connection angle 90°
 - ZOJA FIT black matt handle



BALDUR 1



BALDUR 3



CAPPUCCINO ST CPL



ANTHRACITE ST CPL




DARK GREEN ST CPL



OAK CLASSIC CPL



NATUR OAK PREMIUM



OAK RETRO CPL

- Among our bestsellers are the Baldur doors in laminate in various wood tones. They are distinguished by a distinctive, noble texture that emphasises the feeling of contact with the natural material. This impression is particularly strong in the rhythmically milled leaf. This is an excellent choice for interiors in the modern cottage, scandi or loft style, among others.



Innovative protective
AntiFinger coating –
perfect appearance
even with intensive
use.

LUKRECJA

- LUKRECJA 1 in OAK ST CPL laminate
- standard PL2112
 - transparent glass
 - non-rebated frame, adjustable, connection angle 90°
 - BELLA SLIM glossy chrome handle



LUKRECJA 2



LUKRECJA 5



LUKRECJA 9



OAK PREMIUM



NATUR OAK PREMIUM



WALNUT PREMIUM



OAK ST CPL



WENGE DARK ST CPL

- ☰ In the Lukrecja door series, fashionable muntin reveal previously unknown potentials. They enrich the glazing with a modern openwork detail in many variants - with different muntin densities and symmetrical or asymmetrical arrangements. At the same time, they emphasise the beauty of the selected timber décor and give the interior an intimate charm.

TURAN


- TURAN 8 lacquered TITANIUM WHITE UV
- standard PL2112
 - VSG black glass
 - reversible frame, connection angle 90°
 - QUANTA FIT black matt handle



TURAN 4



TURAN 5



TURAN 6




TITANIUM WHITE UV

☰ The Turan door is proof that modern design can go hand in hand with classic decorative qualities. The ornamentation used here is inspired by traditional stave infill, but in a contemporary interpretation additionally highlighted by the colour titanium white. Each motive in this collection will harmonise perfectly with both a strict minimalist or loft design and a warm Scandinavian or retro interior.

ANUBIS


- ANUBIS 1 lacquered TITANIUM WHITE UV
- standard PL2112
 - reversible frame, connection angle 90°
 - BELLA SLIM glossy chrome handle



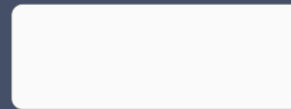
ANUBIS 1



ANUBIS 3



ANUBIS 4



TITANIUM WHITE UV

☰ Anubis is the ideal choice for those who want to combine tradition with modernity. The models in this collection will harmoniously complement the joinery in a renovated historic interior, but with a distinction between historical and new elements. In a modern building, on the other hand, they will introduce a reference to the past. These doors also encourage all kinds of games with convention, in eclectic interiors and to create an atmosphere of modern elegance in a modern classic, Hollywood revival, New York or hamptons style flat.

LAURENCJA

- LAURENCJA 1 in WHITE ST CPL laminate
- VSG black glass
 - non-rebated frame, adjustable, connection angle 90°
 - QUANTA FIT black matt handle

INTERNAL DOORS



LAURENCJA 5



LAURENCJA 4



LAURENCJA 6



CAPPUCCINO ST CPL



LIGHT-GREY ST CPL



ANTHRACITE ST CPL



NAVY BLUE ST CPL




WHITE ST CPL



BLACK ST CPL

Laurencja doors express the perfect balance between the ideal of noble simplicity and decorative qualities. The leaf is decorated with delicate milling, which outlines the form of the frame and transverse panels. An optional slotted glazing can appear between them. This is a discreet detail that adds beauty to both the door itself and the entire interior. Laurencja presents itself perfectly. It will perfectly complement the arrangement of a flat in a modern, industrial or minimalist style.


 Innovative protective AntiFinger coating – perfect appearance even with intensive use.

EPIMEDIUM

EPIMEDIUM 6 in ASHY ST CPL laminate

- VSG black glass
- non-rebated frame, adjustable, connection angle 90°
- QUANTA FIT black matt handle

INTERNAL DOORS



EPIEDIUM 1



EPIEDIUM 2



EPIEDIUM 4

- Epimedium doors express the style of our era. The rhythm of the vertical slats echoes the fins, grooves and pleats so fashionable today. But that is not all. Some, symmetrical, approach the design classics. Others, asymmetrical, point towards the future of design. In this way, the chosen model from the collection will successfully resist the passage of time. The individual models in the collection are enriched with narrow glazing in several variants to choose from. The final touch is given by the finish of the door. In addition to a wide range of popular wood decors, bestselling single-colour variants are available.



LIGHT-GREY ST CPL



ANTHRACITE ST CPL



DARK GREEN ST CPL




NAVY BLUE ST CPL



WHITE ST CPL



BLACK ST CPL

 Innovative protective AntiFinger coating – perfect appearance even with intensive use.

NEMEZJA

NEMEZJA 14 DARK OAK

- non-rebated frame, adjustable, connection angle 90°
- BELLA SLIM square brass satin handle

INTERNAL WOODEN DOORS



NEMEZJA 6



NEMEZJA 11



NEMEZJA 8



NATURAL OAK



DARK OAK



RUSTIC OAK



WALNUT



WINCHESTER

- ☰ One of our most classic collections - the Nemezja family of interior doors - also allows you to reach for the beauty of a noble material. The charm of the decorative panels can be emphasised, among other things, by the natural oak laminate in several variants to choose from. It will immediately add a touch of class to both stylised and completely contemporary arrangements.

ALTAMURA

ALTAMURA 1 in DARK GREEN ST CPL laminate

- standard PL2112
- inlay LUX 04
- non-rebated frame, adjustable, connection angle 90°
- BELLA SLIM square handle

INTERNAL DOORS



ALTAMURA LUX 103




ALTAMURA LUX 521




ALTAMURA LUX 419


- ☰ The full door models of the Altamura series can be decorated with one of the many variants of marquetry, rediscovered by interior architecture. Metal mouldings and panels are particularly elegant. Their elegance can be seen at first glance. Depending on the type, position on the leaf and shade, the inlays either complement the handle or provide an intriguing counterpoint.



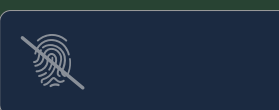
LIGHT-GREY ST CPL




ANTHRACITE ST CPL



DARK GREEN ST CPL




NAVY BLUE ST CPL



WHITE ST CPL



BLACK ST CPL

 Innovative protective AntiFinger coating – perfect appearance even with intensive use.

ALTAMURA

ALTAMURA 1 in NAVY BLUE ST CPL laminate

- standard PL2112
- inlay LUX 16
- non-rebated frame, adjustable, connection angle 90°
- BELLA SLIM square handle

INTERNAL DOORS



ALTAMURA LUX 321



ALTAMURA LUX 220



ALTAMURA LUX 218

- ☰ The inlays on the Altamura door leaves can refer to the chosen type of banding - in wood décor or black matte. This is an excellent way to introduce the timeless beauty of wood into an arrangement in the way you prefer - as a dominant element, whilst broken up with black graphic, or as a delicate accent against a background of your chosen colour.



CAPPUCCINO ST CPL



LIGHT-GREY ST CPL



ANTHRACITE ST CPL



DARK GREEN ST CPL



OAK CLASSIC CPL

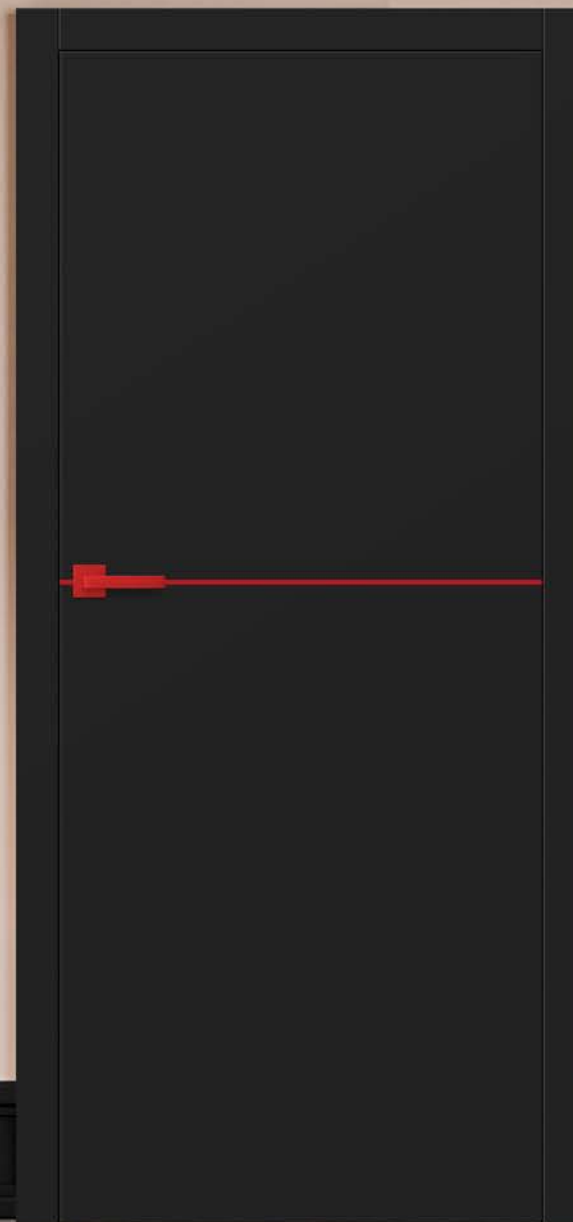


WHITE ST CPL



Innovative protective AntiFinger coating - perfect appearance even with intensive use.

ALTAMURA



ALTAMURA 1 in BLACK ST CPL laminate

- inlay LUX 14
- non-rebated frame, adjustable, connection angle 90°
- BELLA SLIM square handle

ALTAMURA

- ALTAMURA 1 in ANTHRACITE ST CPL laminate
- inlay LUX 21
 - non-rebated frame, adjustable, connection angle 90°
 - BELLA SLIM square handle

FORTECA


FORTECA flat doors in RC2 class

- in ANTHRACITE SATIN CPL laminate
- inlay LUX 112
- fixed frame in ANTHRACITE SATIN CPL laminate
- RC2 class inox handle

INTERIOR FRONT DOORS



FORTECA LUX 220



FORTECA LUX 218



FORTECA



CAPPUCCINO ST CPL




LIGHT-GREY ST CPL



NAVY BLUE ST CPL



OAK ST CPL



WENGE DARK ST CPL

☰ A front door should not only be the showpiece of a house or flat, but should also reduce outside noise, protect against the cold and be a difficult obstacle for burglars. The doors of the Forteca series meet all these requirements.



Innovative protective AntiFinger coating – perfect appearance even with intensive use.

HERSE

- HERSE PLUS flat entrance door
in OAK RETRO CPL laminate
- inlay LUX 221
 - frame in BLACK ST CPL laminate
 - top panels to widen the frame
in BLACK ST CPL laminate
 - ESSEN black matt handle



INTERIOR FRONT DOORS



HERSE LUX 212



HERSE LUX 204



HERSE LUX 220



OAK PREMIUM



NATUR OAK PREMIUM



WALNUT PREMIUM




OAK ST CPL



WENGE DARK ST CPL

- ☰ The Herse collection is a range of residential entrance doors in countless variations: smooth, embossed in the spirit of classic joinery or with avant-garde inlays in a dozen or so designs to choose from. There is also a wide range of finishes, from plain colours to a large selection of laminates that perfectly imitate natural wood.

 Available in individually selected laminate.

OKTIS

Reception

- OKTIS flat doors in RC3 class
- fire protection EI30 solid
- acoustic insulation 38 dB
- steel frame
- EXIT RC3 class black handle


INTERIOR FRONT DOORS



OKTIS



OKTIS



OKTIS

ANTHRACITE SATIN

BEIGE WOOD

OAK BRONZE

OAK CLASSIC CPL

WENGE DARK ST CPL

- ☰ The Oktis range of residential entrance doors includes models with a minimalist form but great expressive possibilities. They are available in many woodgrain laminates and a wide range of single-colour finishes. The solid steel frame can be given a contrasting black colour - in which case it will become a graphic accent in the hall or staircase.

OKTIS

- OKTIS flat doors in RC3 class
- acoustic insulation 38 dB
 - steel frame
 - steel threshold
 - CERTUS RC3 inox handle

OKTIS



- OKTIS flat doors in RC2 class
- acoustic insulation 38 dB
 - steel frame
 - steel threshold
 - CERTUS RC2 handle

OKTIS

- OKTIS hotel doors
in BLACK OAK CPL laminate
- acoustic insulation 38 dB
 - steel frame
 - MONAKO BE-TECH handle

INTERIOR FRONT DOORS



OKTIS



OKTIS



OKTIS



OAK PREMIUM




NATUR OAK PREMIUM



WALNUT PREMIUM



OAK ST CPL



WENGE DARK ST CPL

- As an important part of our investment offer, the Oktis range also includes hotel doors. These models have the right fire performance and excellent acoustic qualities to meet requirements. Fitted with a handle with an entry card reader, they are also ideal for use in aparthotels or flats for short-term rental.

LEIMEN

LEIMEN 3 steel door THERMO HOT 88 technology
in MOUNTAIN PINE laminate

- LABEL BLACK finish
- reflex grey glazing
- KP black pull handle
- aluminium frame in black

Top light:

- frame in black
- reflex grey glazing

STEEL EXTERNAL DOORS



LEIMEN 1



LEIMEN 2



LEIMEN 5



ANTHRACITE SILK



WHITE PINE



WALNUT



RAW OAK



MOUNTAIN PINE

Leimen is the perfect door for the modern home. The solid steel sheathing, durable and really tough, has a look full of Scandinavian warmth and Japanese sophistication. Available in several variants, this model allows you to reach for a wide range of wood decors, as well as shades of grey. So it is easy to match it with the architecture and the taste of the household.

HORN

HORN 4 steel door THERMO HOT 78 technology
in NATURAL OAK laminate

- PLAIN LACOBEL GLASS finish
- K35 black pull handle
- aluminium frame in black

Top light:

- frame in black
- ventian mirror glazing

STEEL EXTERNAL DOORS



HORN 1



HORN 2



HORN 3



SMOOTH ANTHRACITE



OAK TURNER



WALNUT



RAW OAK



NATURAL OAK

- ☰ The Horn model will make a refined composition with a graphic character the showpiece of the house. It consists of black accents on the pull handle and a panel with narrow glazing in a choice of three arrangements. A wood décor of your choice or one of the many shades of grey - from silver to anthracite - provide the right background.

BAZYLEA

BAZYLEA 1 steel door THERMO HOT 88 technology
in BLACK laminate

- LABEL INOX finish
- ventian mirror glazing
- K35 inox pull handle
- electric-driven multipoint lock
- aluminium frame in black

Top light:

- frame in black
- ventian mirror glazing



STEEL EXTERNAL DOORS



BAZYLEA 1



BAZYLEA 3



BAZYLEA 5

ANTHRACITE SILK

WHITE MAT

MEDIUM BROWN OAK

RAW OAK

OAK TURNER

- Here is the quintessence of modernity - not only in terms of appearance. The Bazylea steel entrance door has an expressive form (with decorative panels in stainless steel or matt black as an option), yet offers outstanding performance. Four construction and thickness variants also allow the level of thermal insulation to be matched to specific requirements.

FRYBURG

FRYBURG 3 steel door THERMO 78 technology
in MEDIUM BROWN OAK laminate

- LABEL BLACK finish
- graphite glazing
- K35 black pull handle
- aluminium frame in black

Top light:

- frame in black
- graphite glazing

STEEL EXTERNAL DOORS



FRYBURG 4



FRYBURG 5




FRYBURG 6



SMOOTH ANTHRACITE




OAK ANTHRACITE



BOG OAK



WINCHESTER



ANTHRACITE STRUCTURE

- ☰ How much an entrance door can be given by narrow glazing! In the Fryburg collection, details such as the position of the glass in the middle or at the pull handle and the type of border (standard or extended to the top edge of the leaf) clearly change the perception of the model. The final effect depends, of course, on the décor chosen - from a wide range of up to 18 designs.

AMBERG

AMBERG 1 steel door THERMO HOT 78 technology
in NATURAL TRANSVERSE OAK laminate

- LABEL BLACK finish
- ventian mirror glazing
- K35 black pull handle
- aluminium frame in black

Top light:

- frame in black
- ventian mirror glazing

STEEL EXTERNAL DOORS



AMBERG 2




AMBERG 3



AMBERG 4



BLACK



WHITE MAT



ANTHRACITE SILK



OAK TURNER



RAW OAK

- ☰ This is a strong entrance. The Amberg entrance door is distinguished by horizontal glazing framed by a solid panel. This distinctive detail in combination with the equally high pull handle gives the door a very representative character. Two panel finishes, 4 sizes of glazing and as many as 16 leaf decors make it possible to harmoniously match the door to the house.

LUCERNA

LUCERNA 1 steel door THERMO HOT 88 technology
in GREY laminate

- LABEL BLACK finish
- graphite glazing
- K35 black pull handle
- aluminium frame in GREY laminate

Top light:

- frame in GREY laminate
- graphite glazing

STEEL EXTERNAL DOORS



LUCERNA 1




LUCERNA 2



SMOOTH ANTHRACITE



BLACK



WHITE MAT



MOUNTAIN PINE



NATURAL
TRANSVERSE OAK

- Lucerna entrance doors are characterised by a timeless design with a distinctly modernist character. It therefore fits perfectly into the trend of references to pre-war architecture. At the same time, they have an aluminium frame, steel panelling, excellent thermal insulation and triple glazing with a Venetian mirror. With their quality, they therefore set the standard for the future.

ROTTERDAM

ROTTERDAM 3 steel door THERMO 64 technology
in WINCHESTER laminate

- LABEL BLACK finish
- reflex bronze glazing
- black OP35 pull handle
- aluminium frame in WINCHESTER laminate

Top light:

- frame in WINCHESTER laminate
- reflex bronze glazing

STEEL EXTERNAL DOORS



ROTTERDAM 1



ROTTERDAM 2



ROTTERDAM 4




WHITE MAT



WHITE PINE



WALNUT



BOG OAK



GOLDEN OAK

- Contemporary architecture has rediscovered arches. This is why we offer several variants of glazed entrance doors in the Rotterdam series, but always with a semi-circular top. With the size of the glass, the type of frame and any glazing bars, this model can be easily matched to the style of probably any house - from classic to ultra-modern.

EBERN

EBERN 5 steel door THERMO 78 technology
in WHITE MAT laminate

- LABEL BLACK finish
- frosted glass
- K35 black pull handle
- aluminium frame in black

Top light:

- frame in black
- frosted glass

STEEL EXTERNAL DOORS




EBERN 1



EBERN 2




EBERN 4



WHITE MAT



WHITE PINE



GREY



OAK ANTHRACITE



OAK TURNER

☰ In modern homes, entrance doors are increasingly being heavily glazed. Ebern entrance doors were born out of this trend. The right design and carefully selected materials ensure their durability and the safety of the occupants. At the same time, this model (available in several style variants) brilliantly illuminates the hall and allows you to see the area in front of your home.

LUTTER



LUTTER 1 steel door THERMO 64 technology
in ANTHRACITE STRUCTURE laminate

- handle-knob old gold
- aluminium frame
in ANTHRACITE STRUCTURE laminate

STEEL EXTERNAL DOORS



LUTTER 2




LUTTER 3



LUTTER 4



ANTHRACITE SILK



GREY



WALNUT



RAW OAK



NATURAL
TRANSVERSE OAK

- ☰ The rustications, or horizontal grooves in the walls, beautifully enrich the sparse contemporary architecture. A similar motive therefore appeared in the Lutter collection. The simple, monolithic doors with steel panelling are distinguished by delicate embossing - in several variations. The series comes in a wide range of finishes, including numerous wood decors.

LANGEN

- LANGEN 3 steel door THERMO 64 technology
in OAK ANTHRACITE laminate
- LABEL INOX finish
 - graphite glazing
 - aluminium frame in OAK ANTHRACITE laminate
 - CERTUS inox handle



STEEL EXTERNAL DOORS



LANGEN 1



LANGEN 4



LANGEN 5



SMOOTH ANTHRACITE



MEDIUM BROWN OAK



OAK TURNER



RAW OAK



MOUNTAIN PINE

Langen doors stand for unwavering durability, reliable security and an elegant but very modern design. They are embellished with slit glazing, which in individual variants creates various compositions with the pull handle - combining, complementing or contrasting. This model will undoubtedly be an excellent choice for any contemporary home.

SINGEN

SINGEN 6 steel door THERMO HOT 78 technology
in ANTHRACITE SILK laminate

- LABEL INOX finish
- aluminium frame in ANTHRACITE SILK laminate
- ventian mirror glazing
- CERTUS inox handle

Top light :

- frame in ANTHRACITE SILK laminate
- ventian mirror glazing

STEEL EXTERNAL DOORS



SINGEN 1




SINGEN 3




SINGEN 6



ANTHRACITE SILK



GREY



BLACK



RAW OAK



NATURAL
TRANSVERSE OAK

- ☰ The Singen model goes back to the origins of modernity - the Bauhaus style, which revolutionised the design art of the 20th century. The universal vertical glazing is decorated here with discreet geometric details in several variants. In each case, the class of the door and the entire house will be emphasised by an long pull handle.

LINDEN

LINDEN 2 steel door THERMO HOT 78 technology
in NATURAL OAK laminate

- LABEL BLACK finish
- graphite RC2 glazing
- bar KP black
- aluminium frame in black

Top light :

- frame in black
- graphite RC2 glazing

STEEL EXTERNAL DOORS



LINDEN 1



LINDEN 5



LINDEN 6



ANTHRACITE SILK



OAK TURNER



RAW OAK



NATURAL OAK



MOUNTAIN PINE

- ☰ The geometric door leaf decoration evokes the New Art Déco style - a contemporary take on inter-war elegance. This model will look great in renovated villas or townhouses from the 1930s. It will also perfectly emphasise the stylised character of a modern house referring to modernist architecture.

P173



P173 wooden doors
in RAL 5017 colour

- wooden frame
- RETRO nickel handle

WOODEN EXTERNAL DOORS



P183



P197



NATURAL OAK



DARK OAK



WALNUT



ROSEWOOD



RAL 7016

☰ The retro-style P173 model refers to the tradition of carpentry. However, the entire P series of exterior doors is distinguished by innovative production technology. Each door leaf is made of a wooden monolith, which eliminates the problems associated with the construction coming apart. The diverse collection also includes fanlights (side glazing). They will make your home's interior shine!

P188



P188 wooden doors
in KNOTTY OAK BRUSHED finish

- wooden frame in black
- KK35 black pull handle

WOODEN EXTERNAL DOORS



P206



P192



NATURAL OAK



DARK OAK



WALNUT



ROSEWOOD



RAL 7016

- Like all models in the P series, it is made from timber that has been suitably prepared to meet the highest standards. Although the P188 model follows the lamella trend, here each vertical element has a unique grain or shade. In addition to the colour typical of wood, it can also be given a different hue. In any case, the entrance to the house will be decorated with an elegant narrow glazing in a minimalist setting.

COVERT

CONCEALED DOOR SYSTEM

COVERT CONCEALED DOOR SYSTEM

- non rebate leaf opening outwards
- concealed aluminium frame
- white base laminate covered with a wallpaper


PERSONALISE your door

Want to stand out even more?
Do it with phenomenal details, door trim details and fashionable accessories.



Inlays

Inlays are a unique addition that emphasise the character and quality of the door. In a well-chosen colour, they harmonise with the interior, adding a modern touch. Inlays not only decorate but also personalise the door in a sophisticated way.



90° frame finish

This design not only guarantees robustness and durability, but also creates an amazing visual effect. The harmonised combination at a perfect 90-degree angle not only emphasises the precision of the workmanship, but also adds a unique character to the door.



reversible frame

The reversible door frame is not only functional, it is the future of design, allowing the direction of door opening to be easily adjusted. This solution provides unparalleled design flexibility.



NOVA CLICK handle

A combination of a traditional handle and a functional lock. Thanks to an ingenious mechanism, a single push of a button on the handle of the door is all it takes to lock the door "like with a key".



colours of fittings

Hinges and locks in a matching finish are a harmonious combination of functionality and outstanding visual appeal, making the door not only a practical element but also an expression of outstanding design.

ERKADO

doors are our world

Full range of models and additional information available in
downloadable catalogues



INTERNAL DOORS



STEEL DOORS



WOODEN DOORS

www.erkado.pl