

The logo for ERKADO, featuring a stylized symbol of three horizontal lines to the left of the brand name in a bold, sans-serif font.

ERKADO

doors are our world



WOODEN DOOR
CATALOGUE
2026

EN

EDITION: 2026/1
valid from 1.04.2026

WOODEN EXTERIOR DOORS



INNOVATIVE PRODUCTION TECHNOLOGY

This technology allows the beauty of wooden doors to be preserved while eliminating most of the problems associated with traditional panel technologies, such as: drying out and shifting of door panels, warping of door leaves, uneven colouring of individual door elements, cracking and waviness of veneers, and problems with joint fillers.



SOLID DESIGN

The design of the doors ensures high thermal and acoustic insulation properties. Our doors are based on a design made of a pine-meranti or pine-oak frame reinforced with sheet metal and a C-shaped profile. You decide on their thickness. The doors can be 72, 82, or 102 mm thick, but as a rule, their design is exactly alike. Inside, between the cladding made of waterproof MERANTI, pine, or oak plywood with a thickness of 7 or 12 mm, there is a grid filled with polyurethane foam.



SECURITY

All doors are equipped with anti-burglary protection in the form of a strip lock (or two independent locks), durable and solidly made hinges, and steel plate reinforcement. This ensures peace of mind and helps secure your home against burglary.




ECOLOGY

We use eco-friendly water-based lacquers for the production of doors and wood sourced from legal Polish forests. The waste generated during production is collected and recycled, and the production process itself is safe for our employees.

FINISH



STANDARD STRAIGHT OAK



KNOTTY OAK ¹⁾



KNOTTY OAK BRUSHED ²⁾



PINE



MERANTI

¹⁾ extra charge – the grain direction can be vertical or horizontal (except for models with deep MOULDING)

²⁾ extra charge – the grain direction can be vertical or horizontal (except for models with deep MOULDING)

LACQUERING

- Painting by hydrodynamic method with water-based paints according to the Erkado colour range or opaque RAL using the ADLER Protor system. Protor is a 2-component (5-layer) system for lacquering exterior doors with above-average resistance to weather conditions and wood-damaging fungi. Thanks to its high hardness and scratch resistance, the Protor system guarantees extreme durability of exterior doors for years.
- Woods intended for veneer differ in colour, structure, and consistency. Even within a single tree, significant differences may occur. These are characteristic features of natural wood and cannot be grounds for complaint.
- The presented stains are for reference only and cannot serve as colour standards.



NATURAL OAK



DARK OAK ⁴⁾



TEAK



WALNUT



WHITE



RUSTIC OAK



WINCHESTER



GOLDEN OAK



MAHOGANY



ROSEWOOD



RAL 7016



ANTHRACITE QUARTZ



RAL COLOUR RANGE ³⁾

³⁾ extra charge ⁴⁾ closest to walnut PVC colour

Reference colours on oak wood

EXTERIOR DOORS

GLASS line NEW	15
FUSION line NEW	20
STONEWOOD line NEW	22
LAMELLO line NEW	24
INOX line	28
MODERN line	41
CLASSIC line	57
RETRO line NEW	70
EXTENSION	74

INTERIOR WOODEN DOORS

UNO PREMIUM	90	MISKANT	106
UNO PREMIUM LUX	92	TURAN	108
BALDUR	94	NEMEZJA	110
AURORA, GIULIA NEW	96	MILDA	112
VICTORIA NEW	98	ANUBIS	114
PAULA NEW	100	SYLENA	116
MAGNOLIA	102	LOFT	118
LAURENCJA	104		

DOOR FRAMES AND HARDWARE FOR INTERIOR DOORS NEW	120
TRIMS AND CORNICES FOR INTERIOR DOORS NEW	121
HANDLES FOR INTERIOR DOORS	122
TECHNICAL INFORMATION	123
EXTERNAL DOOR DIMENSIONS	128
GLAZING PACKAGES NEW	128
EXTRA CHARGES FOR EXTERNAL DOORS	130
PIVOT DOORS	131
CLEAN AIR CERTIFICATES	131
ACCESSORIES FOR EXTERNAL DOORS	132
RETRO TRIMS WITH DECORATIVE CORNICE NEW	139

WOODEN EXTERIOR DOORS




P1 p. 61



P2 p. 61



P3 p. 63



P4 p. 64



P5 p. 63



P6 p. 66



P7 p. 48



P8 p. 54



P9 p. 54



P10 p. 55



P11 p. 62



P12 p. 66



P13 p. 65



P14 p. 66



P15 p. 62



P16 p. 63



P17 p. 61



P18 p. 56



P19 p. 63



P20 p. 55



P21 p. 55



P22 p. 51



P23 p. 69



P24 p. 47



P25 p. 47



P26 p. 46



P27 p. 49



P28 p. 54



P29 p. 62



P30 p. 69



P31 p. 65



P32 p. 52



P33 p. 63



P34 p. 51



P35 p. 61



P36 p. 65



P37 p. 54



P38 p. 61



P39 p. 68



P40 p. 47



P41 p. 44



P42 p. 33



P44 p. 34



P45 p. 63



P46 p. 35



P47 p. 54



P48 p. 33



P49 p. 68



P50 p. 51




P51 p. 68

WOODEN EXTERIOR DOORS



P52 p. 69



P53 p. 44



P54 p. 65



P55 p. 46



P56 p. 37



P57 p. 32



P58 p. 38



P59 p. 56



P60 p. 32




P61 p. 52




P62 p. 52



P63 p. 68



P64 p. 38



P65 p. 68



P66 p. 37



P67 p. 45




P68 p. 34



P69 p. 49



P70 p. 33



P71 p. 48



P72 p. 54



P73 p. 52



P74 p. 49



P75 p. 52



P76 p. 52



P77 p. 53




P78 p. 53



P79 p. 45



P80 p. 53



P81 p. 38




P82 p. 44



P83 p. 45



P84 p. 44



P89 p. 39



P90 p. 39



P91 p. 34



P92 p. 49



P93 p. 53



P94 p. 46



P95 p. 36




P96 p. 61



P97 p. 38



P98 p. 40



P99 p. 34



P100 p. 34




P101 p. 36



P102 p. 38



P103 p. 39



P104 p. 35



P105 p. 35

WOODEN EXTERIOR DOORS



P106 p. 40



P107 p. 55



P108 p. 55



P109 p. 55



P110 p. 56



P111 p. 66



P112 p. 66



P113 p. 65



P114 p. 65



P115 p. 64



P116 p. 66



P117 p. 64



P118 p. 47



P119 p. 45



P120 p. 17



P121 p. 17



P122 p. 17



P123 p. 17



P124 p. 17



P125 p. 17



P126 p. 18



P127 p. 18



P128 p. 32




P129 p. 32



P130 p. 34




P131 p. 40



P132 p. 40



P133 p. 37



P134 p. 38



P135 p. 40



P136 p. 32



P137 p. 49



P138 p. 45



P139 p. 53



P140 p. 44



P141 p. 44



P142 p. 48



P143 p. 62



P144 p. 62



P145 p. 56



P146 p. 49



P147 p. 56



P148 p. 53



P149 p. 56



P150 p. 32



P151 p. 47



P152 p. 18



P153 p. 18



P154 p. 18

WOODEN EXTERIOR DOORS



P155 p. 36



P156 p. 37



P157 p. 45



P158 p. 37



P159 p. 50



P160 p. 50



P161 p. 50



P162 p. 50



P163 p. 50



P164 p. 50



P165 p. 67



P166 p. 67



P167 p. 67



P168 p. 67



P169 p. 69



P170 p. 69



P171 p. 67



P172 p. 68



P173 p. 73



P174 p. 47



P175 p. 62



P176 p. 19




P177 p. 31



P178 p. 19



P179 p. 19



P180 p. 31



P181 p. 31



P182 p. 73



P183 p. 72



P184 p. 73



P185 p. 73



P186 p. 67



P187 p. 59



P188 p. 19



P189 p. 69



P190 p. 73



P191 p. 73



P192 p. 42



P193 p. 59



P194 p. 59



P195 p. 59



P196 p. 59



P197 p. 42



P198 p. 42



P199 p. 42



P200 p. 42



P201 p. 59



P202 p. 60



P203 p. 42



P204 p. 43

WOODEN EXTERIOR DOORS



P205 p. 43



P206 p. 37



P207 p. 25



P208 p. 60



P209 p. 60



P210 p. 30



P211 p. 29



P212 p. 58



P213 p. 58



P214 p. 72



P215 p. 72



P216 p. 58



P217 p. 72



P218 p. 72



P219 p. 29



P220 p. 29



P221 p. 30



P222 p. 30



P223 p. 30



P224 p. 29




P225 p. 29



P226 p. 30



P227 p. 43



P228 p. 30



P229 p. 29



P230 p. 58



P231 p. 25



P232 p. 26



P233 p. 26



P234 p. 26



P235 p. 70



P236 p. 71



P237 p. 71



P238 p. 71



P239 p. 71




P240 p. 25



P241 p. 25



P242 p. 25




P243 p. 25



P244 p. 16



WOODEN EXTERIOR DOORS



P245 p. 21



P246 p. 21



P247 p. 21



P248 p. 21



P249 p. 21



P250 p. 21



P251 p. 71



P252 p. 71



P253 p. 23



P254 p. 23





The Glass series of wooden doors decorated with black glass fits perfectly in modern architecture. Natural wood combined with glossy black glass is a stylish and timeless combination.

Material in the finish:

- meranti, oak or pine

Design:

- gasket in the door leaf and frame
- anti-burglary rebate on the hinge side
- the exterior cladding of the door leaf made of waterproof plywood
- internal design of the door leaf in the form of a lattice filled with polyurethane foam
- the door leaf stile made of wood reinforced with sheet metal and a "C" profile

Standard set:

- thickness 72 mm
- two independent bolt locks
- four hinges adjustable in three planes
- reflex brown glazing package
- aluminum threshold with thermal break or wooden



paint colour RAL 5019



P123

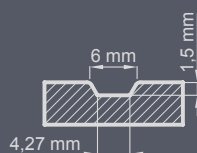
DOOR THICKNESS

- 72
- 82
- 102


TYPE



SHALLOW MOULDING




FINISH



STANDARD STRAIGHT OAK

KNOTTY OAK BRUSHED²⁾



KNOTTY OAK¹⁾

PINE



MERANTI

¹⁾ extra charge - the grain direction can be vertical or horizontal (except for models with deep moulding)

²⁾ extra charge - the grain direction can be vertical or horizontal (except for models with deep moulding)



NATURAL OAK



DARK OAK⁴⁾



TEAK



WALNUT



WHITE



RUSTIC OAK



WINCHESTER



GOLDEN OAK



MAHOGANY



ROSEWOOD



RAL 7016



ANTHRACITE QUARTZ



RAL COLOUR RANGE³⁾

³⁾ extra charge ⁴⁾ closest to walnut PVC colour



P244 standard

- door leaf with a thickness of 72 mm
- fixed door frame with dimensions 70 x 100 cm
- external finish: straight oak, pine or meranti
- 2 bolt locks
- 4 hinges
- wooden threshold or warm aluminium threshold
- anti-burglary rebate from the hinge side

+ FIXED DOOR FRAME

rebated 70x100 cm

non-rebated 80x100 cm

non-rebated GLASS

P244 model presented

- colour: RAL 9005 black (from the inside)
- door leaf thickness 82 mm or the door leaf thickness 102 mm may look the same
- black glazing with transparent centre
- pull handle PP 160 cm black
- non-rebated GLASS doors
- black anti-burglary cylinder
- Certus black handle from the inside + escutcheon for cylinder from the outside
- electric door strike with day-night function
- wooden threshold fitted with clip-on squares



paint paint colour RAL 9016

P120



paint paint colour RAL 9016

P121



paint paint colour RAL 9016

P122

Black glass with transparent centre



KNOTTY OAK BRUSHED finishing, paint natural colour

P123

Knotty grain for extra charge



KNOTTY OAK BRUSHED finishing, paint natural colour

P124

Knotty grain for extra charge



KNOTTY OAK BRUSHED finishing, paint natural colour

P125

Knotty grain for extra charge

Lacquered glass is available only on one side from the outside. NON-REBATED DOORS - extra charge to the price of doors in 82 and 102 mm thickness in rebated version. Extra charge for non-rebated hinges in black colour. ERKADO doors are available in non-standard sizes without extra charge for non-standard size. The extra charge applies only to doors: higher than 212 cm and wider than 104 cm. The presented colours may differ from the actual ones. Please confirm the colour with the current sample book before ordering.



P126

paint natural colour



P127

paint natural colour



P152

paint paint colour MAHOGANY

Black glass with transparent centre



P153

crosswise KNOTTY OAK BRUSHED finishing, paint natural colour

Knotty grain for extra charge
One-way mirror with transparent centre



P154 (view from outside)

finish crosswise KNOTTY OAK, paint natural colour

Knotty grain for extra charge
Black glass with transparent centre



P154 (view from inside)

finish crosswise KNOTTY OAK, paint natural colour

Knotty grain for extra charge

Lacquered glass is available only on one side from the outside. NON-REBATED DOORS - extra charge to the price of doors in 82 and 102 mm thickness in rebated version. Extra charge for non-rebated hinges in black colour. ERKADO doors are available in non-standard sizes without extra charge for non-standard size. The extra charge applies only to doors: higher than 212 cm and wider than 104 cm. The presented colours may differ from the actual ones. Please confirm the colour with the current sample book before ordering.



paint colour TEAK

P176

Knotty grain for extra charge
Black glass with transparent centre



paint colour RAL 7045

P179 (view from outside)



paint colour RAL 7045

P179 (view from inside)

One-way mirror with transparent centre



paint paint colour ROSEWOOD

P178




KNOTTY OAK BRUSHED finishing, paint natural colour

P188

1 black glass 2 black INOX

Knotty grain for extra charge,
double-sided inox for extra charge



¹⁾ extra charge

Lacquered glass is available only on one side from the outside. NON-REBATED DOORS - extra charge to the price of doors in 82 and 102 mm thickness in rebated version. Extra charge for non-rebated hinges in black colour. ERKADO doors are available in non-standard sizes without extra charge for non-standard size. The extra charge applies only to doors: higher than 212 cm and wider than 104 cm. The presented colours may differ from the actual ones. Please confirm the colour with the current sample book before ordering.



NEW

FUSION is a collection of exterior doors in which noble wood is combined with modern quartz sinter.

This harmonious combination of two contrasting materials creates a design with a distinct, architectural character – elegant, durable and timeless.

Material in the finish:

- meranti, oak or pine

Design:

- gasket in the door leaf and frame
- anti-burglary rebate on the hinge side
- the exterior cladding of the door leaf made of waterproof plywood
- internal design of the door leaf in the form of a lattice filled with polyurethane foam
- the door leaf stile made of wood reinforced with sheet metal and a "C" profile

Standard set:

- thickness 72 mm
- two independent bolt locks
- four hinges adjustable in three planes
- reflex brown glazing package
- aluminum threshold with thermal break or wooden



paint colour RAL 9005, MONO NATURAL sinter



DOOR THICKNESS


- ◀ 72 ▶
- ◀ 82 ▶
- ◀ 102 ▶

TYPE



P248

TYPES OF QUARTZ SINTERS TO CHOOSE FROM ³⁾




BRUNO NATURAL sinter

MONO NATURAL sinter

NERO GRECO sinter

NERO NATURAL sinter



NATURAL OAK

DARK OAK ²⁾

TEAK

WALNUT

WHITE

RUSTIC OAK



WINCHESTER

GOLDEN OAK

MAHOGANY

ROSEWOOD

RAL 7016

ANTHRACITE QUARTZ



RAL COLOUR RANGE ¹⁾

¹⁾ extra charge ²⁾ most similar to the walnut PVC colour

³⁾ Colours presented in the catalogue may differ from the actual ones. Before ordering, please confirm the colour with the current sample book for both stains and quartz sintered stone samples.



QUARTZ SINTERED STONES, MOULDING AND BLACK GLASS ARE ONLY AVAILABLE ON THE OUTSIDE



P245

paint colour ROSEWOOD, STONE BRUNO NATURAL sinter



P246

paint colour RAL 9005, STONE NERO GRECO sinter



P247

paint colour RAL 9005, STONE NERO NATURAL sinter



P248

paint colour RAL 9016, STONE MONO NATURAL sinter



P249

paint colour WALNUT, STONE NERO GRECO sinter



P250

paint colour RAL 7044, STONE NERO NATURAL sinter

NON-REBATED DOORS - extra charge to the price of doors in 82 and 102 mm thickness in the rebated version. Extra charge for non-rebated hinges in black colour. ERKADO doors are available in non-standard sizes without extra charge for non-standard dimensions. The extra charge applies only to doors: higher than 212 cm and wider than 104 cm. Presented colours may differ from the actual ones. Before ordering, please confirm the colour with the current sample book.





NEW

STONEWOOD is a collection of exterior doors, in which natural wood meets authentic stone veneer.

This is a design created with modern architecture in mind, where material, detail and distinctive yet elegant form matter.

Material in the finish:

- meranti, oak or pine

Design:

- gasket in the door leaf and frame
- anti-burglary rebate on the hinge side
- the exterior cladding of the door leaf made of waterproof plywood
- internal design of the door leaf in the form of a lattice filled with polyurethane foam
- the door leaf stile made of wood reinforced with sheet metal and a "C" profile

Standard set:

- thickness 72 mm
- two independent bolt locks
- four hinges adjustable in three planes
- reflex brown glazing package
- aluminum threshold with thermal break or wooden

The maximum dimensions of the door leaf made with stone are 118 cm x 238 cm, with the frame 128 cm x 243 cm.



paint colour RAL 9005, rainforest stone

P253




DOOR THICKNESS

◀ 72 ▶ ◀ 82 ▶ ◀ 102 ▶

TYPE



TYPES OF STONE VENEERS ¹⁾




RAINFOREST stone

GALAXY BLACK stone

¹⁾ Colours presented in the catalogue may differ from the actual ones. Before ordering, please confirm the colour with the current sample book of stains and stone veneer samples.



STONE VENEER IS ONLY AVAILABLE ON THE OUTSIDE



paint colour RAL 9005, RAINFOREST stone

P253



paint colour RAL 9005, GALAXY BLACK stone

P254



NON-REBATED DOORS – extra charge to the price of doors in 82 and 102 mm thickness in the rebated version. Extra charge for non-rebated hinges in black colour. ERKADO doors are available in non-standard sizes without extra charge for non-standard dimensions. The extra charge applies only to doors: higher than 212 cm and wider than 104 cm. Presented colours may differ from the actual ones. Before ordering, please confirm the colour with the current sample book.



NEW

The LAMELLO wooden door collection is a harmonious combination of the natural beauty of wood with modern design, bringing elegance and style to any interior.

Material in the finish:

- meranti, oak or pine

Design:

- gasket in the door leaf and frame
- anti-burglary rebate on the hinge side
- the exterior cladding of the door leaf made of waterproof plywood
- internal design of the door leaf in the form of a lattice filled with polyurethane foam
- the door leaf stile made of wood reinforced with sheet metal and a "C" profile

Standard set:

- thickness 72 mm
- two independent bolt locks
- four hinges adjustable in three planes
- reflex brown glazing package
- aluminum threshold with thermal break or wooden



RAL 3020 colour

P232



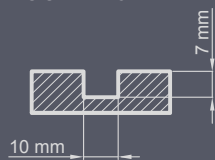
DOOR THICKNESS

- ◀ 72 ▶
- ◀ 82 ▶
- ◀ 102 ▶


TYPE



MOULDING



Moulding and lacquered glass are only available on the outside
Black glass with transparent centre



¹⁾ extra charge ⁴⁾ most similar to the walnut PVC colour



MOULDING AND LACQUERED GLASS ARE ONLY AVAILABLE ON ONE SIDE IN THE LAMELLO COLLECTION



P240



P241



P242



P243



P207



P231

Moulding only on the outside

NON-REBATED DOORS - extra charge to the price of doors in 82 and 102 mm thickness in the rebated version. Extra charge for non-rebated hinges in black colour. ERKADO doors are available in non-standard sizes without extra charge for non-standard dimensions. The extra charge applies only to doors: higher than 212 cm and wider than 104 cm. Presented colours may differ from the actual ones. Before ordering, please confirm the colour with the current sample book.



MOULDING AND LACQUERED GLASS ARE ONLY AVAILABLE ON ONE SIDE IN THE LAMELLO COLLECTION



P232



P233



P234

Black glass with a transparent centre



¹⁾ extra charge



NON-REBATED DOORS – extra charge to the price of doors in 82 and 102 mm thickness in the rebated version. Extra charge for non-rebated hinges in black colour. ERKADO doors are available in non-standard sizes without extra charge for non-standard dimensions. The extra charge applies only to doors: higher than 212 cm and wider than 104 cm. Presented colours may differ from the actual ones. Before ordering, please confirm the colour with the current sample book.



2 year
WARRANTY

RC2
anti-burglary
CLASS

MEETS THE
REQUIREMENTS
OF THE
CLEAN AIR



Noble brushed aluminium in combination with natural wood provides high design. The Inox panel additionally protects the door surface from external damage.

Material in the finish:

- meranti, oak or pine

Design:

- gasket in the door leaf and frame
- anti-burglary rebate on the hinge side
- the exterior cladding of the door leaf made of waterproof plywood
- internal design of the door leaf in the form of a lattice filled with polyurethane foam
- the door leaf stile made of wood reinforced with sheet metal and a "C" profile

Standard set:

- thickness 72 mm
- two independent bolt locks
- four hinges adjustable in three planes
- reflex brown glazing package
- aluminum threshold with thermal break or wooden



paint colour RAL 3003

P223

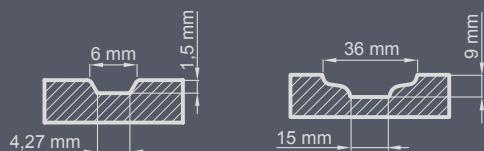
DOOR THICKNESS

- ◀ 72 ▶ ◀ 82 ▶ ◀ 102 ▶

TYPE



MOULDING



FINISH

STANDARD STRAIGHT OAK	KNOTTY OAK BRUSHED ²⁾
KNOTTY OAK ¹⁾	PINE
MERANTI	

¹⁾ extra charge - the grain direction can be vertical or horizontal (except for models with deep moulding)
²⁾ extra charge - the grain direction can be vertical or horizontal (except for models with deep moulding)

NATURAL OAK	DARK OAK ⁴⁾	TEAK	WALNUT	WHITE	RUSTIC OAK
WINCHESTER	GOLDEN OAK	MAHOGANY	ROSEWOOD	RAL 7016	ANTHRACITE QUARTZ

RAL COLOUR RANGE⁹⁾

³⁾ extra charge ⁴⁾ closest to walnut PVC colour



Black INOX or any other colour from the RAL colour range for an extra charge.



paint colour RAL 1021

P211

Double-sided INOX for an extra charge



paint colour WALNUT

P219

Double-sided INOX for an extra charge



paint colour DARK OAK

P220

Double-sided INOX for an extra charge



paint paint colour MAHOGANY

P225

Double-sided INOX for an extra charge



paint colour RAL 7045

P224

Double-sided INOX for an extra charge



paint paint colour RAL 9016

P229

Double-sided INOX for an extra charge

NON-REBATED DOORS - extra charge to the price of doors in 82 and 102 mm thickness in the rebated version. Extra charge for non-rebated hinges in black colour. ERKADO doors are available in non-standard sizes without extra charge for non-standard dimensions. The extra charge applies only to doors: higher than 212 cm and wider than 104 cm. Black INOX or any other colour from the RAL colour range for an extra charge. Presented colours may differ from the actual ones. Before ordering, please confirm the colour with the current sample book.



Black INOX or any other colour from the RAL colour range for an extra charge.



paint colour RAL 3003 / RAL 9005

P223

Double-sided INOX for an extra charge
Two-tone for extra charge



paint colour RAL 6002

P226

Double-sided INOX for an extra charge



paint colour TEAK

P221

Double-sided INOX for an extra charge



paint colour RAL 2000

P210

Double-sided INOX for an extra charge



paint paint colour RAL 9016

P222

Double-sided INOX for an extra charge



paint colour RAL 5012

P228

Double-sided INOX for an extra charge

NON-REBATED DOORS - extra charge to the price of doors in 82 and 102 mm thickness in the rebated version. Extra charge for non-rebated hinges in black colour. ERKADO doors are available in non-standard sizes without extra charge for non-standard dimensions. The extra charge applies only to doors: higher than 212 cm and wider than 104 cm. Black inox or another colour from the RAL colour range for extra charge. The presented colours may differ from the actual ones. Before ordering, please confirm the colour with the current sample book.



Black INOX or any other colour from the RAL colour range for an extra charge.



crosswise KNOTTY OAK BRUSHED finishing, paint natural colour

P177

Knotty grain for extra charge
Double-sided INOX for an extra charge



crosswise KNOTTY OAK BRUSHED finishing, paint natural colour

P180

Knotty grain for extra charge
Double-sided INOX for an extra charge



KNOTTY OAK BRUSHED finishing, paint natural colour

P181

Knotty grain for extra charge
Double-sided INOX for an extra charge



¹⁾ extra charge



NON-REBATED DOORS – extra charge to the price of doors in 82 and 102 mm thickness in rebated version. Extra charge for non-rebated hinges in black colour. ERKADO doors are available in non-standard sizes without extra charge for non-standard size. The extra charge applies only to doors: higher than 212 cm and wider than 104 cm. Black inox or another colour from the RAL colour range for extra charge. The presented colours may differ from the actual ones. Before ordering, please confirm the colour with the current sample book.

Black INOX or any other colour from the RAL colour range for an extra charge.



paint colour RAL 7016

P128

Double-sided INOX for an extra charge



paint colour RAL 7016

P129

Double-sided INOX for an extra charge



paint colour RAL 7016

P60

Double-sided INOX for an extra charge



paint colour RAL 7016

P150

Double-sided INOX for an extra charge



paint colour RAL 7016, GOLDEN OAK

P136

Double-sided INOX for an extra charge
Two-tone for extra charge



paint colour RAL 7016, GOLDEN OAK

P57

Double-sided INOX for an extra charge
Two-tone for extra charge

NON-REBATED DOORS – extra charge to the price of doors in 82 and 102 mm thickness in rebated version. Extra charge for non-rebated hinges in black colour. ERKADO doors are available in non-standard sizes without extra charge for non-standard size. The extra charge applies only to doors: higher than 212 cm and wider than 104 cm. Black inox or another colour from the RAL colour range for extra charge. The presented colours may differ from the actual ones. Before ordering, please confirm the colour with the current sample book.



Black INOX or any other colour from the RAL colour range for an extra charge.



paint natural colour

P70

Double-sided INOX for an extra charge



paint natural colour

P48

Double-sided INOX for an extra charge



paint natural colour

P42

Double-sided INOX for an extra charge



¹⁾ extra charge



NON-REBATED DOORS – extra charge to the price of doors in 82 and 102 mm thickness in rebated version. Extra charge for non-rebated hinges in black colour. ERKADO doors are available in non-standard sizes without extra charge for non-standard size. The extra charge applies only to doors: higher than 212 cm and wider than 104 cm. Black inox or another colour from the RAL colour range for extra charge. The presented colours may differ from the actual ones. Before ordering, please confirm the colour with the current sample book.

Black INOX or any other colour from the RAL colour range for an extra charge.



paint colour DARK OAK

P99

Double-sided INOX for an extra charge



paint colour DARK OAK

P68

Double-sided INOX for an extra charge
Sandblasted glass for extra charge



paint colour DARK OAK

P130


Double-sided INOX for an extra charge



paint colour DARK OAK

P44

Double-sided INOX for an extra charge



paint colour DARK OAK

P91

Double-sided INOX for an extra charge



paint colour DARK OAK

P100

Double-sided INOX for an extra charge

NON-REBATED DOORS – extra charge to the price of doors in 82 and 102 mm thickness in rebated version. Extra charge for non-rebated hinges in black colour. ERKADO doors are available in non-standard sizes without extra charge for non-standard size. The extra charge applies only to doors: higher than 212 cm and wider than 104 cm. Black inox or another colour from the RAL colour range for extra charge. The presented colours may differ from the actual ones. Before ordering, please confirm the colour with the current sample book.



Black INOX or any other colour from the RAL colour range for an extra charge.



paint paint colour ROSEWOOD

P105

Double-sided INOX for an extra charge



paint paint colour ROSEWOOD

P46

Double-sided INOX for an extra charge



paint paint colour ROSEWOOD

P104

Double-sided inox for extra charge + bottom steel kick plate for extra charge



¹⁾ extra charge



NON-REBATED DOORS – extra charge to the price of doors in 82 and 102 mm thickness in rebated version. Extra charge for non-rebated hinges in black colour. ERKADO doors are available in non-standard sizes without extra charge for non-standard size. The extra charge applies only to doors: higher than 212 cm and wider than 104 cm. Black inox or another colour from the RAL colour range for extra charge. The presented colours may differ from the actual ones. Before ordering, please confirm the colour with the current sample book.



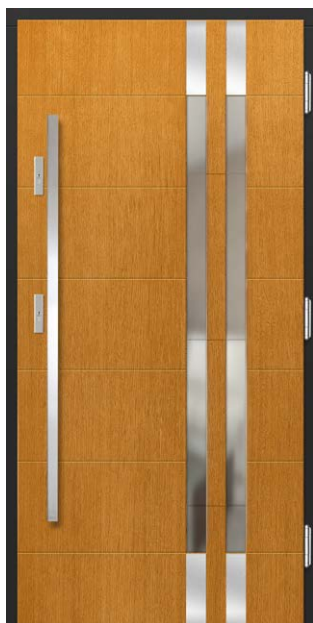
Black INOX or any other colour from the RAL colour range for an extra charge.



paint colour GOLDEN OAK

P155

Double-sided INOX for an extra charge



paint colour GOLDEN OAK

P101


Double-sided INOX for an extra charge



paint colour GOLDEN OAK

P95

Double-sided INOX for an extra charge



¹⁾ extra charge



NON-REBATED DOORS – extra charge to the price of doors in 82 and 102 mm thickness in rebated version. Extra charge for non-rebated hinges in black colour. ERKADO doors are available in non-standard sizes without extra charge for non-standard size. The extra charge applies only to doors: higher than 212 cm and wider than 104 cm. Black inox or another colour from the RAL colour range for extra charge. The presented colours may differ from the actual ones. Before ordering, please confirm the colour with the current sample book.



Black INOX or any other colour from the RAL colour range for an extra charge.



paint colour TEAK

P66

Double-sided INOX for an extra charge



paint colour TEAK

P133

Double-sided INOX for an extra charge



paint colour TEAK

P56

Double-sided INOX for an extra charge



finish knotty oak brushed, paint natural colour, lock side RAL 9005

P156

Knotty finish for extra charge
Extra charges: double-sided inox + two-tone

- 1 black lacquered colour RAL 9005
- 2 black INOX



paint colour DARK OAK

P158

Double-sided INOX for an extra charge



paint colour RAL 7016, natural

P206

Double-sided INOX for an extra charge
Extra charge for two-tone

NON-REBATED DOORS – extra charge to the price of doors in 82 and 102 mm thickness in rebated version. Extra charge for non-rebated hinges in black colour. ERKADO doors are available in non-standard sizes without extra charge for non-standard size. The extra charge applies only to doors: higher than 212 cm and wider than 104 cm. Black inox or another colour from the RAL colour range for extra charge. The presented colours may differ from the actual ones. Before ordering, please confirm the colour with the current sample book.

Black INOX or any other colour from the RAL colour range for an extra charge.



paint colour MAHOAGANY

P58

Double-sided INOX for an extra charge



paint colour MAHOAGANY

P97


Double-sided INOX for an extra charge



paint colour MAHOAGANY

P134


Double-sided INOX for an extra charge



paint natural colour

P81

Double-sided INOX for an extra charge



paint natural colour

P64

Double-sided INOX for an extra charge



paint natural colour

P102

Double-sided INOX for an extra charge

NON-REBATED DOORS – extra charge to the price of doors in 82 and 102 mm thickness in rebated version. Extra charge for non-rebated hinges in black colour. ERKADO doors are available in non-standard sizes without extra charge for non-standard size. The extra charge applies only to doors: higher than 212 cm and wider than 104 cm. Black inox or another colour from the RAL colour range for extra charge. The presented colours may differ from the actual ones. Before ordering, please confirm the colour with the current sample book.



Black INOX or any other colour from the RAL colour range for an extra charge.



paint colour ROSEWOOD

P89

Extra charges: double-sided inox + stained glass



paint colour ROSEWOOD

P90

Extra charges: double-sided inox + stained glass



paint colour DARK OAK

P103

Extra charges: double-sided inox + stained glass



¹⁾ extra charge



NON-REBATED DOORS – extra charge to the price of doors in 82 and 102 mm thickness in rebated version. Extra charge for non-rebated hinges in black inox. ERKADO doors are available in non-standard sizes without extra charge for non-standard size. The extra charge applies only to doors: higher than 212 cm and wider than 104 cm. Black inox or another colour from the RAL colour range for extra charge. The presented colours may differ from the actual ones. Before ordering, please confirm the colour with the current sample book.

Black INOX or any other colour from the RAL colour range for an extra charge.



paint colour RAL 7016

P131

Double-sided INOX for an extra charge



paint colour RAL 7016

P132

Double-sided inox for extra charge + stained glass



paint colour RAL 7016, GOLDEN OAK

P135

Double-sided inox for extra charge + two-tone



paint colour RAL 7016

P106

Double-sided INOX for an extra charge



paint colour RAL 7016, RAL 9016

P98

Double-sided INOX for an extra charge

NON-REBATED DOORS – extra charge to the price of doors in 82 and 102 mm thickness in rebated version. Extra charge for non-rebated hinges in black colour. ERKADO doors are available in non-standard sizes without extra charge for non-standard size. The extra charge applies only to doors: higher than 212 cm and wider than 104 cm. Black inox or another colour from the RAL colour range for extra charge. The presented colours may differ from the actual ones. Before ordering, please confirm the colour with the current sample book.



The characteristic feature of this line is the modern shape of the moulding and glazing. The models are distinguished by consistent design based on geometric figures.

Material in the finish:

- meranti, oak or pine

Design:

- gasket in the door leaf and frame
- anti-burglary rebate on the hinge side
- the exterior cladding of the door leaf made of waterproof plywood
- internal design of the door leaf in the form of a lattice filled with polyurethane foam
- the door leaf stile made of wood reinforced with sheet metal and a "C" profile

Standard set:

- thickness 72 mm
- two independent bolt locks
- four hinges adjustable in three planes
- reflex brown glazing package
- aluminum threshold with thermal break or wooden



paint colour RAL 5019

P227



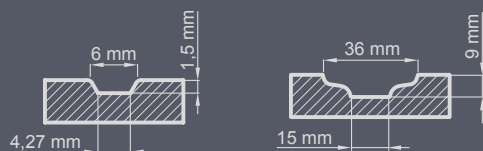
DOOR THICKNESS

- 72
- 82
- 102


TYPE



MOULDING



FINISH



STANDARD STRAIGHT OAK

KNOTTY OAK BRUSHED²⁾


KNOTTY OAK¹⁾

PINE

MERANTI

¹⁾ extra charge – the grain direction can be vertical or horizontal (except for models with deep moulding)

²⁾ extra charge – the grain direction can be vertical or horizontal (except for models with deep moulding)



NATURAL OAK

DARK OAK⁴⁾

TEAK

WALNUT

WHITE

RUSTIC OAK

WINCHESTER

GOLDEN OAK

MAHOGANY

ROSEWOOD

RAL 7016

ANTHRACITE QUARTZ



RAL COLOUR RANGE³⁾

³⁾ extra charge ⁴⁾ closest to walnut PVC colour





paint colour RAL 9016

P192



paint colour RAL 5009

P197



paint colour RAL 3004

P198



paint colour RAL 7106

P199



paint colour RAL 9016

P200



paint colour RAL 5003

P203

NON-REBATED DOORS – extra charge to the price of doors in 82 and 102 mm thickness in the rebated version. Extra charge for non-rebated hinges in black colour. ERKADO doors are available in non-standard sizes without extra charge for non-standard dimensions. The extra charge applies only to doors: higher than 212 cm and wider than 104 cm. Presented colours may differ from the actual ones. Before ordering, please confirm the colour with the current sample book.



paint colour RAL 2001

P227



paint colour GOLDEN OAK

P204



paint colour RAL 1012

P205



¹⁾ extra charge



NON-REBATED DOORS – extra charge to the price of doors in 82 and 102 mm thickness in the rebated version. Extra charge for non-rebated hinges in black colour. ERKADO doors are available in non-standard sizes without extra charge for non-standard dimensions. The extra charge applies only to doors: higher than 212 cm and wider than 104 cm. Presented colours may differ from the actual ones. Before ordering, please confirm the colour with the current sample book.



paint colour WALNUT

P82



paint colour WALNUT

P140



paint colour WALNUT

P141



paint colour RAL 9016

P84



paint colour RAL 9016

P53



paint colour RAL 9016

P41

NON-REBATED DOORS – extra charge to the price of doors in 82 and 102 mm thickness in the rebated version. Extra charge for non-rebated hinges in black colour. ERKADO doors are available in non-standard sizes without extra charge for non-standard dimensions. The extra charge applies only to doors: higher than 212 cm and wider than 104 cm. Presented colours may differ from the actual ones. Before ordering, please confirm the colour with the current sample book.



paint colour TEAK

P83



paint colour TEAK

P79




paint colour TEAK

P138



paint colour RAL 9016

P67



paint colour RAL 9016

P119




crosswise KNOTTY OAK BRUSHED finishing, paint natural colour

P157

Knotty grain for extra charge

NON-REBATED DOORS – extra charge to the price of doors in 82 and 102 mm thickness in the rebated version. Extra charge for non-rebated hinges in black colour. ERKADO doors are available in non-standard sizes without extra charge for non-standard dimensions. The extra charge applies only to doors: higher than 212 cm and wider than 104 cm. Presented colours may differ from the actual ones. Before ordering, please confirm the colour with the current sample book.



paint natural colour

P55



paint natural colour

P94




paint natural colour

P26



¹⁾ extra charge



NON-REBATED DOORS – extra charge to the price of doors in 82 and 102 mm thickness in the rebated version. Extra charge for non-rebated hinges in black colour. ERKADO doors are available in non-standard sizes without extra charge for non-standard dimensions. The extra charge applies only to doors: higher than 212 cm and wider than 104 cm. Presented colours may differ from the actual ones. Before ordering, please confirm the colour with the current sample book.



paint colour MAHOGANY

P151



paint colour MAHOGANY

P24



paint colour MAHOGANY

P25



paint colour WALNUT

P40



paint colour WALNUT

P118




paint natural colour

P174

NON-REBATED DOORS – extra charge to the price of doors in 82 and 102 mm thickness in the rebated version. Extra charge for non-rebated hinges in black colour. ERKADO doors are available in non-standard sizes without extra charge for non-standard dimensions. The extra charge applies only to doors: higher than 212 cm and wider than 104 cm. Presented colours may differ from the actual ones. Before ordering, please confirm the colour with the current sample book.





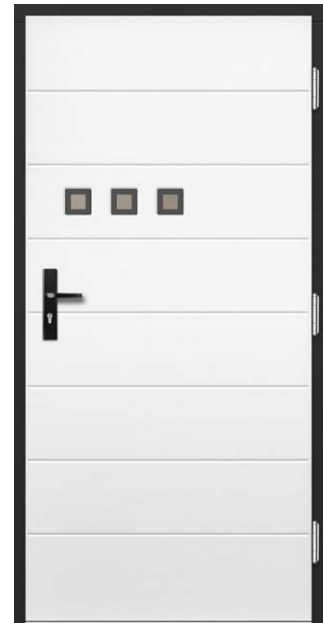
paint colour RAL 9016

P71



paint colour RAL 9016

P7



paint colour RAL 9016

P142



¹⁾ extra charge



NON-REBATED DOORS – extra charge to the price of doors in 82 and 102 mm thickness in the rebated version. Extra charge for non-rebated hinges in black colour. ERKADO doors are available in non-standard sizes without extra charge for non-standard dimensions. The extra charge applies only to doors: higher than 212 cm and wider than 104 cm. Presented colours may differ from the actual ones. Before ordering, please confirm the colour with the current sample book.



paint colour RAL 9016

P146



paint colour RAL 9016

P27



paint colour RAL 9016

P92



paint colour RAL 9005

P74



paint colour RAL 9005

P137



paint colour RAL 9005

P69

NON-REBATED DOORS – extra charge to the price of doors in 82 and 102 mm thickness in the rebated version. Extra charge for non-rebated hinges in black colour. ERKADO doors are available in non-standard sizes without extra charge for non-standard dimensions. The extra charge applies only to doors: higher than 212 cm and wider than 104 cm. Presented colours may differ from the actual ones. Before ordering, please confirm the colour with the current sample book.





paint natural colour

P159



paint natural colour

P160



paint natural colour

P161



paint colour RAL 7016

P162



paint colour RAL 7016

P163



paint colour RAL 7016

P164

NON-REBATED DOORS – extra charge to the price of doors in 82 and 102 mm thickness in the rebated version. Extra charge for non-rebated hinges in black colour. ERKADO doors are available in non-standard sizes without extra charge for non-standard dimensions. The extra charge applies only to doors: higher than 212 cm and wider than 104 cm. Presented colours may differ from the actual ones. Before ordering, please confirm the colour with the current sample book.



paint colour DARK OAK

P50



paint colour DARK OAK

P22



paint colour DARK OAK

P34



¹⁾ extra charge



NON-REBATED DOORS – extra charge to the price of doors in 82 and 102 mm thickness in the rebated version. Extra charge for non-rebated hinges in black colour. ERKADO doors are available in non-standard sizes without extra charge for non-standard dimensions. The extra charge applies only to doors: higher than 212 cm and wider than 104 cm. Presented colours may differ from the actual ones. Before ordering, please confirm the colour with the current sample book.



paint colour MAHOAGANY

P75



paint colour MAHOAGANY

P61



paint colour MAHOAGANY

P76



paint colour GOLDEN OAK

P62



paint colour GOLDEN OAK

P73



paint colour RAL 9016

P32

NON-REBATED DOORS – extra charge to the price of doors in 82 and 102 mm thickness in the rebated version. Extra charge for non-rebated hinges in black colour. ERKADO doors are available in non-standard sizes without extra charge for non-standard dimensions. The extra charge applies only to doors: higher than 212 cm and wider than 104 cm. Presented colours may differ from the actual ones. Before ordering, please confirm the colour with the current sample book.



paint colour DARK OAK

P139



paint colour DARK OAK

P77



paint colour DARK OAK

P93



paint colour RAL 9016

P80



paint colour RAL 9016

P78



paint colour RAL 9016

P148

NON-REBATED DOORS – extra charge to the price of doors in 82 and 102 mm thickness in the rebated version. Extra charge for non-rebated hinges in black colour. ERKADO doors are available in non-standard sizes without extra charge for non-standard dimensions. The extra charge applies only to doors: higher than 212 cm and wider than 104 cm. Presented colours may differ from the actual ones. Before ordering, please confirm the colour with the current sample book.





paint colour MAHOAGANY

P8



paint colour MAHOAGANY

P9



paint colour MAHOAGANY

P28



paint colour RAL 7016

P47



paint colour RAL 7016

P37



paint colour RAL 7016

P72

NON-REBATED DOORS – extra charge to the price of doors in 82 and 102 mm thickness in the rebated version. Extra charge for non-rebated hinges in black colour. ERKADO doors are available in non-standard sizes without extra charge for non-standard dimensions. The extra charge applies only to doors: higher than 212 cm and wider than 104 cm. Presented colours may differ from the actual ones. Before ordering, please confirm the colour with the current sample book.



paint colour TEAK

P107



paint colour TEAK

P108



paint colour TEAK

P109



paint colour RAL 9016

P20



paint colour RAL 9016

P21



paint colour RAL 9016

P10

Stained glass for extra charge

NON-REBATED DOORS – extra charge to the price of doors in 82 and 102 mm thickness in the rebated version. Extra charge for non-rebated hinges in black colour. ERKADO doors are available in non-standard sizes without extra charge for non-standard dimensions. The extra charge applies only to doors: higher than 212 cm and wider than 104 cm. Presented colours may differ from the actual ones. Before ordering, please confirm the colour with the current sample book.





paint colour RAL 7016

P145



paint colour DARK OAK

P147



paint colour MAHOGANY

P149



paint colour MAHOGANY

P59



crosswise KNOTTY OAK BRUSHED finishing, paint natural colour

P110

Knotty grain for extra charge



paint colour WALNUT

P18



The CLASSIC door series is designed for classic homes. The characteristic feature of this line is traditional, timeless design.

Material in the finish:

- meranti, oak or pine

Design:

- gasket in the door leaf and frame
- anti-burglary rebate on the hinge side
- the exterior cladding of the door leaf made of waterproof plywood
- internal design of the door leaf in the form of a lattice filled with polyurethane foam
- the door leaf stile made of wood reinforced with sheet metal and a "C" profile

Standard set:

- thickness 72 mm
- two independent bolt locks
- four hinges adjustable in three planes
- reflex brown glazing package
- aluminum threshold with thermal break or wooden



paint natural colour

P230



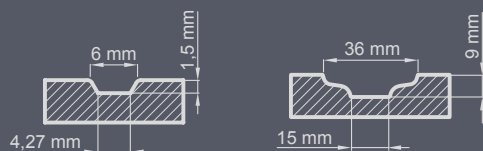
DOOR THICKNESS




TYPE




MOULDING



FINISH



¹⁾ extra charge – the grain direction can be vertical or horizontal (except for models with deep moulding)
²⁾ extra charge – the grain direction can be vertical or horizontal (except for models with deep moulding)



³⁾ extra charge ⁴⁾ closest to walnut PVC colour





paint colour RAL 7016

P212

Sandblasted glass as in the photo for extra charge



paint colour RAL 9016

P213

Sandblasted glass as in the photo for extra charge



paint colour RAL 7016

P216

Sandblasted glass as in the photo for extra charge



¹⁾ extra charge



paint colour MAHOGANY

P230



NON-REBATED DOORS – extra charge to the price of doors in 82 and 102 mm thickness in the rebated version. Extra charge for non-rebated hinges in black colour. ERKADO doors are available in non-standard sizes without extra charge for non-standard dimensions. The extra charge applies only to doors: higher than 212 cm and wider than 104 cm. Presented colours may differ from the actual ones. Before ordering, please confirm the colour with the current sample book.



paint colour MAHOAGANY

P193



paint colour GOLDEN OAK

P194



paint colour ROSEWOOD

P195



paint colour WALNUT

P196



paint colour RAL 9016

P201



paint natural colour

P187

NON-REBATED DOORS – extra charge to the price of doors in 82 and 102 mm thickness in the rebated version. Extra charge for non-rebated hinges in black colour. ERKADO doors are available in non-standard sizes without extra charge for non-standard dimensions. The extra charge applies only to doors: higher than 212 cm and wider than 104 cm. Presented colours may differ from the actual ones. Before ordering, please confirm the colour with the current sample book.





paint colour ROSEWOOD

P202



paint colour RAL 9005

P208



paint colour ROSEWOOD

P209



¹⁾ extra charge



NON-REBATED DOORS – extra charge to the price of doors in 82 and 102 mm thickness in the rebated version. Extra charge for non-rebated hinges in black colour. ERKADO doors are available in non-standard sizes without extra charge for non-standard dimensions. The extra charge applies only to doors: higher than 212 cm and wider than 104 cm. Presented colours may differ from the actual ones. Before ordering, please confirm the colour with the current sample book.



paint natural colour

P96



paint natural colour

P17



paint natural colour

P1



paint colour DARK OAK

P38



paint colour DARK OAK

P2



paint colour DARK OAK

P35

NON-REBATED DOORS – extra charge to the price of doors in 82 and 102 mm thickness in the rebated version. Extra charge for non-rebated hinges in black colour. ERKADO doors are available in non-standard sizes without extra charge for non-standard dimensions. The extra charge applies only to doors: higher than 212 cm and wider than 104 cm. Presented colours may differ from the actual ones. Before ordering, please confirm the colour with the current sample book.





paint colour RAL 7016

P15



paint colour RAL 7016

P11



paint colour RAL 7016

P29



paint colour WALNUT

P175



paint colour RAL 7016

P144



paint colour GOLDEN OAK

P143

NON-REBATED DOORS – extra charge to the price of doors in 82 and 102 mm thickness in the rebated version. Extra charge for non-rebated hinges in black colour. ERKADO doors are available in non-standard sizes without extra charge for non-standard dimensions. The extra charge applies only to doors: higher than 212 cm and wider than 104 cm. Presented colours may differ from the actual ones. Before ordering, please confirm the colour with the current sample book.



paint natural colour

P5



paint natural colour

P3



paint natural colour

P45



paint colour DARK OAK

P19



paint colour DARK OAK

P33



paint colour DARK OAK

P16

NON-REBATED DOORS – extra charge to the price of doors in 82 and 102 mm thickness in the rebated version. Extra charge for non-rebated hinges in black colour. ERKADO doors are available in non-standard sizes without extra charge for non-standard dimensions. The extra charge applies only to doors: higher than 212 cm and wider than 104 cm. Presented colours may differ from the actual ones. Before ordering, please confirm the colour with the current sample book.





paint colour WALNUT

P4

Stained glass for extra charge



paint colour WALNUT

P117



paint colour WALNUT

P115

Stained glass for extra charge



¹⁾ extra charge



NON-REBATED DOORS – extra charge to the price of doors in 82 and 102 mm thickness in the rebated version. Extra charge for non-rebated hinges in black colour. ERKADO doors are available in non-standard sizes without extra charge for non-standard dimensions. The extra charge applies only to doors: higher than 212 cm and wider than 104 cm. Presented colours may differ from the actual ones. Before ordering, please confirm the colour with the current sample book.



paint colour DARK OAK

P36



paint colour DARK OAK

P113



paint colour DARK OAK

P114

Stained glass for extra charge



paint colour MAHOGANY

P31



paint colour MAHOGANY

P54



paint colour MAHOGANY

P13

Stained glass for extra charge

NON-REBATED DOORS – extra charge to the price of doors in 82 and 102 mm thickness in the rebated version. Extra charge for non-rebated hinges in black colour. ERKADO doors are available in non-standard sizes without extra charge for non-standard dimensions. The extra charge applies only to doors: higher than 212 cm and wider than 104 cm. Presented colours may differ from the actual ones. Before ordering, please confirm the colour with the current sample book.





paint colour GOLDEN OAK

P12



paint colour GOLDEN OAK

P6



paint colour GOLDEN OAK

P14



paint colour ROSEWOOD

P116

Decorative diamond glass for extra charge



paint colour ROSEWOOD

P112

Decorative diamond glass for extra charge



paint colour ROSEWOOD

P111

NON-REBATED DOORS – extra charge to the price of doors in 82 and 102 mm thickness in the rebated version. Extra charge for non-rebated hinges in black colour. ERKADO doors are available in non-standard sizes without extra charge for non-standard dimensions. The extra charge applies only to doors: higher than 212 cm and wider than 104 cm. Presented colours may differ from the actual ones. Before ordering, please confirm the colour with the current sample book.



paint colour RAL 1012

P165



paint colour RAL 6018

P166



paint colour RAL 3002

P167



paint colour RAL 5002

P186



paint colour RAL 9016

P168



paint colour RAL 5009

P171

NON-REBATED DOORS – extra charge to the price of doors in 82 and 102 mm thickness in the rebated version. Extra charge for non-rebated hinges in black colour. ERKADO doors are available in non-standard sizes without extra charge for non-standard dimensions. The extra charge applies only to doors: higher than 212 cm and wider than 104 cm. Presented colours may differ from the actual ones. Before ordering, please confirm the colour with the current sample book.





paint natural colour

P63



paint natural colour

P49



paint natural colour

P39



paint colour RAL 6028

P65



paint colour RAL 6028

P51



paint colour RAL 6028

P172

NON-REBATED DOORS – extra charge to the price of doors in 82 and 102 mm thickness in the rebated version. Extra charge for non-rebated hinges in black colour. ERKADO doors are available in non-standard sizes without extra charge for non-standard dimensions. The extra charge applies only to doors: higher than 212 cm and wider than 104 cm. Presented colours may differ from the actual ones. Before ordering, please confirm the colour with the current sample book.



paint colour DARK OAK

P30



paint colour DARK OAK

P52

Stained glass for extra charge



paint colour DARK OAK

P23

Stained glass for extra charge



paint colour RAL 9016

P189

Internal glazing bar for extra charge



paint colour RAL 9016

P169

Stained glass for extra charge



paint colour RAL 9016

P170

Stained glass for extra charge

NON-REBATED DOORS – extra charge to the price of doors in 82 and 102 mm thickness in the rebated version. Extra charge for non-rebated hinges in black colour. ERKADO doors are available in non-standard sizes without extra charge for non-standard dimensions. The extra charge applies only to doors: higher than 212 cm and wider than 104 cm. Presented colours may differ from the actual ones. Before ordering, please confirm the colour with the current sample book.



NEW

The RETRO door series is designed for classic homes. The characteristic feature of this line is traditional, timeless design.

Material in the finish:

- meranti, oak or pine

Design:

- gasket in the door leaf and frame
- anti-burglary rebate on the hinge side
- the exterior cladding of the door leaf made of waterproof plywood
- internal design of the door leaf in the form of a lattice filled with polyurethane foam
- the door leaf stile made of wood reinforced with sheet metal and a "C" profile

Standard set:

- thickness 72 mm
- two independent bolt locks
- four hinges adjustable in three planes
- reflex brown glazing package
- aluminum threshold with thermal break or wooden



paint colour RAL 6016

P235




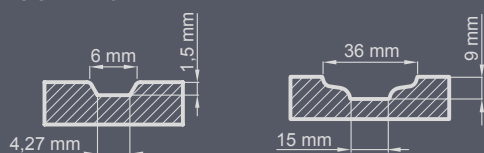
DOOR THICKNESS

- ◀ 72 ▶ ◀ 82 ▶ ◀ 102 ▶

TYPE



MOULDING



¹⁾ extra charge ⁴⁾ most similar to the walnut PVC colour



Decorative elements are present on both sides



P236

paint colour DARK OAK



P237

paint natural colour



P238

paint colour GOLDEN OAK



P239

paint colour RAL 9016



P251

rustic oak colour



P252

paint colour DARK OAK

NON-REBATED DOORS – extra charge to the price of doors in 82 and 102 mm thickness in the rebated version. Extra charge for non-rebated hinges in black colour. ERKADO doors are available in non-standard sizes without extra charge for non-standard dimensions. The extra charge applies only to doors: higher than 212 cm and wider than 104 cm. Presented colours may differ from the actual ones. Before ordering, please confirm the colour with the current sample book.



paint colour DARK OAK

P215



paint colour WALNUT

P217



paint colour RAL 9016

P218

Decorative diamond glass for extra charge



paint colour WINCHESTER


P183



paint colour MAHOGANY

P214

Decorative diamond glass for extra charge



¹⁾ extra charge

NON-REBATED DOORS – extra charge to the price of doors in 82 and 102 mm thickness in the rebated version. Extra charge for non-rebated hinges in black colour. ERKADO doors are available in non-standard sizes without extra charge for non-standard dimensions. The extra charge applies only to doors: higher than 212 cm and wider than 104 cm. Presented colours may differ from the actual ones. Before ordering, please confirm the colour with the current sample book.



Decorative elements are present on both sides



paint colour RAL 9016

P182



paint colour RAL 1021

P191



paint colour RAL 6002

P190



paint colour RAL 5019

P173



paint colour RAL 7016

P184



paint colour GOLDEN OAK

P185

Decorative diamond glass for extra charge

NON-REBATED DOORS – extra charge to the price of doors in 82 and 102 mm thickness in the rebated version. Extra charge for non-rebated hinges in black colour. ERKADO doors are available in non-standard sizes without extra charge for non-standard dimensions. The extra charge applies only to doors: higher than 212 cm and wider than 104 cm. Presented colours may differ from the actual ones. Before ordering, please confirm the colour with the current sample book.



☰ FIXED GLAZED EXTENSIONS



WITH GLASS FLUSH WITH THE DOOR LEAF SURFACE
(possible only with non-rebated doors)



P158



P154



P235

+ FIXED GLAZED SIDE PANEL IN DOOR FRAME WITH DECORATIVE ELEMENTS



P183

+ 2 x FIXED SIDE PANELS IMITATING DOOR LEAF, GLAZED



P185
+ FIXED GLAZED SIDE PANEL IN DOOR FRAME



P18
+ FIXED GLAZED SIDE PANELS IN DOOR FRAME WITH MUNTINS APPLIED ON BOTH SIDES OF THE GLASS




P17
+ FIXED GLAZED SIDE PANELS IN DOOR FRAME with additional applied elements



P184
+ FIXED GLAZED SIDE PANEL IN DOOR FRAME



P174
+ FIXED GLAZED SIDE PANEL IN DOOR FRAME




P163
+ FIXED GLAZED SIDE PANELS IN DOOR FRAME



P169
+ FIXED GLAZED SIDE PANEL (IMITATION OF DOOR LEAF)



P170
+ FIXED GLAZED SIDE PANELS (IMITATION OF DOOR LEAF)



P1

- + OPENABLE FULL SIDE PANEL IMITATING DOOR LEAF + 2 x FIXED GLAZED SIDE PANELS with additional decorative elements
- + FIXED GLAZED SIDELIGHT with additional decorative elements



P183

- + FIXED GLAZED SIDE PANEL IN DOOR FRAME with applied muntins
- + FIXED GLAZED SIDELIGHT IN DOOR FRAME



P185

- + 2 x FIXED GLAZED SIDE PANELS IN DOOR FRAME with applied muntins
- + FIXED GLAZED SIDELIGHT IN DOOR FRAME



P1
+ 2 x FIXED GLAZED SIDE PANELS with additional decorative elements



P183
+ FIXED GLAZED SIDE PANEL IMITATING DOOR LEAF

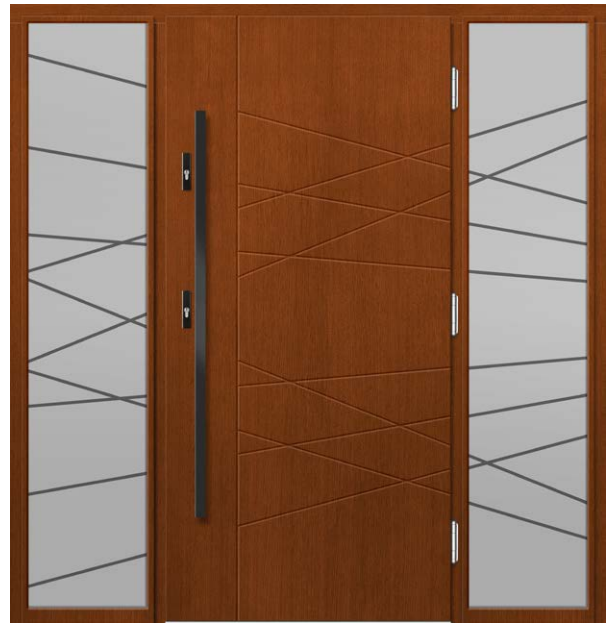


Note: the fixed side panel imitating the door leaf is mounted on hinges.





P164
+ FIXED GLAZED SIDE PANEL



P162
+ FIXED GLAZED SIDE PANELS





P189
 + 2 x FIXED GLAZED SIDE PANELS + TOP SIDELIGHT
 + TOP SIDELIGHT IN AN ARCH WITH INTERNAL MUNTINS


The arch is subject to bespoke pricing



P121
 + GLAZED SIDE PANEL



P3
 + FIXED GLAZED SIDE PANEL (IMITATION OF DOOR LEAF)



P17
 + FIXED GLAZED SIDE PANELS

Note: the fixed side panel imitating the door leaf is mounted on hinges.






P156
+ FIXED GLAZED SIDE PANEL



P1
+ FIXED SIDE PANELS with additional decorative elements



P66
+ FIXED GLAZED SIDE PANEL IMITATING DOOR LEAF



P155
+ FIXED GLAZED SIDE PANELS



P67
+ FIXED GLAZED SIDE PANELS (IMITATION OF DOOR LEAF)



P89
+ FIXED GLAZED SIDE PANELS (IMITATION OF DOOR LEAF)



P65
+ FIXED GLAZED SIDE PANEL (IMITATION OF DOOR LEAF)



P25
+ FIXED GLAZED SIDE PANEL (IMITATION OF DOOR LEAF)



P9
+ FIXED GLAZED SIDE PANEL (IMITATION OF DOOR LEAF)




P47
+ OPENABLE GLAZED SIDE PANEL IMITATING DOOR LEAF




P21
+ FIXED GLAZED SIDE PANEL (IMITATION OF DOOR LEAF)



P55
+ FIXED GLAZED SIDE PANEL IN DOOR FRAME




P105
+ FIXED GLAZED SIDE PANELS IN DOOR FRAME



P82
+ FIXED GLAZED SIDE PANEL (IMITATION OF DOOR LEAF)



P45
+ FIXED GLAZED SIDE PANELS IN DOOR FRAME with additional decorative elements



P59
+ FIXED FULL SIDE PANEL (IMITATION OF DOOR LEAF)

NOTE: fixed side panel in door frame - glazing - 44 mm safe insulated glass unit reflex brown

Note: the fixed side panel imitating the door leaf is mounted on hinges.



P42
+ FIXED GLAZED SIDE PANEL (IMITATION OF DOOR LEAF) + SIDELIGHT



P28
+ FIXED GLAZED SIDE PANELS (IMITATIONS OF DOOR LEAF) + SIDELIGHT






P107
+ FIXED GLAZED SIDE PANEL IN DOOR FRAME



P132
+ FIXED GLAZED SIDE PANEL (IMITATION OF DOOR LEAF)



P147
+ FIXED GLAZED SIDE PANELS IN DOOR FRAME



P98
+ FIXED GLAZED SIDE PANEL (IMITATION OF DOOR LEAF)

NOTE: fixed side panel in door frame – glazing – 44 mm safe insulated glass unit reflex brown

Note: the fixed side panel imitating the door leaf is mounted on hinges.



P144

+ FIXED GLAZED SIDE PANELS IN DOOR FRAME
+ FIXED GLAZED SIDELIGHT IN DOOR FRAME



P68

+ FIXED GLAZED SIDE PANEL IN DOOR FRAME



P141

+ FIXED GLAZED SIDE PANEL (IMITATION OF DOOR LEAF)



P83

+ FIXED GLAZED SIDE PANEL (IMITATION OF DOOR LEAF)

Interior doors are a part of every home's furnishings. Therefore, looking at doors only through the lens of utility and functionality has long been insufficient. Today, they are an important element of interior architecture, highlighting the advantages of a perfectly arranged home, which is why we create modern solutions, introduce attractive designs, and ensure quality workmanship, allowing you to enjoy your choice of Erkado doors.



LACQUERING

- Woods intended for veneer differ in colour, structure, and consistency. Even within a single tree, significant differences may occur. These are characteristic features of natural wood and cannot be grounds for complaint.
- The presented stains are for reference only and cannot serve as colour standards.

FINISH



STANDARD STRAIGHT OAK



KNOTTY OAK²⁾



WHITE SMOOTH³⁾
or another colour from the RAL colour range

CROSS-SECTION OF INTERIOR DOORS



NATURAL OAK



DARK OAK



TEAK



WALNUT



WHITE³⁾



RUSTIC OAK



WINCHESTER



GOLDEN OAK



MAHOGANY



ROSEWOOD



RAL 7016³⁾



ANTHRACITE QUARTZ



RAL COLOUR RANGE^{1) 3)}

¹⁾ extra charge

²⁾ extra charge - the grain direction can be vertical or horizontal, for full doors or with shallow moulding

³⁾ smooth or with wood texture



UNO PREMIUM, CUBE handle matt black

UNO PREMIUM dark oak



UNO PREMIUM natural oak



UNO PREMIUM white oak





UNO PREMIUM NATURAL OAK with CUBE handle matt black



CONSTRUCTION

- non-rebated or reverse door leaf
- stile made of pine wood + oak reinforced with "c" profile
- external cladding of the door leaf made of 4 mm thick waterproof oak plywood or 3 mm thick moisture-resistant HDF for doors without wood texture
- solid board filling
- door leaf thickness 40 mm

FINISH

- three times painted using the hydrodynamic method with water-based paints according to the ERKADO colour range or RAL covering paints

HARDWARE

- three concealed hinges in silver colour (optionally for an extra charge in black, white or gold colour)
- magnetic lock: for key, cylinder, economy or with a lock in silver colour, optionally for an extra charge a magnetic lock in black or gold colour

EXTRA CHARGES

- ventilation undercut
- non-rebated door leaf "100"
- drop-down seal
- replacement with a magnetic lock in black, white or gold colour
- replacement with hinges and strike plate in black, white or gold colour
- doors in size 216-230 cm.....15% extra charge to the base price
- doors in size 231-240 cm.....25% extra charge to the base price
- doors in size 241-250 cm.....30% extra charge to the base price
- doors in size 251-300 cm.....50% extra charge to the base price


AVAILABLE DOOR LEAF WIDTHS

- 60
- 70
- 80
- 90
- 100
- CUSTOM SIZE

DOOR CROSS-SECTION



FINISH



¹⁾ extra charge, ²⁾ extra charge – the grain direction can be vertical or horizontal, for full doors or with shallow moulding
³⁾ smooth or with wood structure

UNO PREMIUM LUX



UNO PREMIUM LUX 118 brushed gold, BELLA slim handle matt brass



inlay LUX 119
BRUSHED STEEL



inlay LUX 104
BLACK



inlay LUX 118
BRUSHED GOLD



inlay LUX 121
BRUSHED COPPER



LUX INLAY **BLACK**



inlay **LUX 117**
extra charge



inlay **LUX 118**
extra charge



inlay **LUX 119**
extra charge



inlay **LUX 120**
extra charge



inlay **LUX 121**
extra charge



inlay **LUX 103**
extra charge



inlay **LUX 104**
extra charge



inlay **LUX 112**
extra charge



inlay **LUX 113**
extra charge



inlay **LUX 107**
extra charge



inlay **LUX 114**
extra charge



inlay **LUX 116**
extra charge

Available color range of LUX INLAYS:

- BRUSHED STEEL
- BLACK
- BRUSHED GOLD
- BRUSHED COPPER

INLAYS are placed on both sides of the door leaf and flush with its surface.
The width of the inlay is 8 mm or 50 mm.





BALDUR 9 with CUBE handle matt black and VSG 441 black laminated glass



BALDUR 1



BALDUR 2



BALDUR 3



BALDUR 4



BALDUR 5



BALDUR 6



BALDUR 7



BALDUR 8



BALDUR 9⁴⁾



BALDUR 9⁴⁾ painted in light grey RAL 7037, with CUBE handle matt black and VSG 441 black laminated glass



CONSTRUCTION

- non-rebated or reverse door leaf
- stile made of pine wood + oak reinforced with "c" profile
- external cladding of the door leaf made of 4 mm thick waterproof oak plywood or 3 mm thick moisture-resistant HDF for doors without wood texture
- solid board filling
- door leaf thickness 40 mm

FINISH

- three times painted using the hydrodynamic method with water-based paints according to the ERKADO colour range or RAL covering paints

HARDWARE

- three concealed hinges in silver colour (optionally for an extra charge in black, white or gold colour)
- magnetic lock: for key, cylinder, economy or with a lock in silver colour, optionally for an extra charge a magnetic lock in black or gold colour

GLAZING

- BALDUR 1, 3, 5 standard with laminated and tempered glass VSG/ESG 441 safety pane, milky or black, smooth on both sides
- fixed glazing width; BALDUR 1 - 50 mm, BALDUR 3, 5 - 210 mm

EXTRA CHARGES

- ventilation undercut
- non-rebated door leaf "100"
- drop-down seal (does not apply to model BALDUR 1, 3, 5)
- replacement with a magnetic lock in black, white or gold colour
- replacement with hinges and strike plate in black, white or gold colour
- doors in size 216-230 cm.....15% extra charge to the base price
- doors in size 231-240 cm.....25% extra charge to the base price
- doors in size 241-250 cm.....30% extra charge to the base price
- doors in size 251-300 cm.....50% extra charge to the base price

VENTILATION UNDERCUT

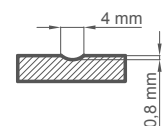


AVAILABLE DOOR LEAF WIDTHS



CUSTOM SIZE

MOULDING



FINISH



¹⁾ extra charge, ²⁾ extra charge – the grain direction can be vertical or horizontal, for solid doors or with shallow moulding.

³⁾ smooth or with wood structure

⁴⁾ no possibility to make a ventilation undercut

☰ AURORA, GIULIA



GIULIA 1 DARK OAK with QUANTA FIT handle matt black



AURORA 1

AURORA 2

GIULIA 1

NEW



AURORA 1 WHITE with QUANTA FIT handle matt black

DESIGN

- non-rebated or reverse door leaf
- stile made of pine wood + oak reinforced with "c" profile
- external cladding of the door leaf made of 4 mm thick waterproof oak plywood or 3 mm thick moisture-resistant HDF for doors without wood texture
- solid board filling
- door leaf thickness 40 mm

FINISH

- decorative elements on both sides of the door leaf
- three times painted using the hydrodynamic method with water-based paints according to the ERKADO colour range or RAL covering paints

HARDWARE

- three concealed hinges in silver colour (optionally for an extra charge in black, white or gold colour)
- magnetic lock: for key, cylinder, economy or with a lock in silver colour, optionally for an extra charge a magnetic lock in black or gold colour

EXTRA CHARGES

- ventilation undercut
- non-rebated door leaf "100"
- drop-down seal
- replacement with a magnetic lock in black, white or gold colour
- replacement with hinges and strike plate in black, white or gold colour
- doors in size 216-230 cm15% extra charge to the base price
- doors in size 231-240 cm25% extra charge to the base price
- doors in size 241-250 cm30% extra charge to the base price
- doors in size 251-300 cm50% extra charge to the base price

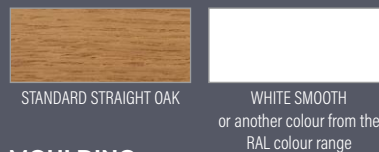
AVAILABLE DOOR LEAF WIDTHS

- 60
- 70
- 80
- 90
- 100
- CUSTOM SIZE

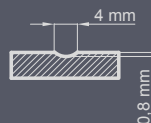
DOOR CROSS-SECTION



FINISH



MOULDING



¹⁾ extra charge
³⁾ smooth or with wood structure



VICTORIA 4 RAL 9005, QUANTA FIT handle brushed brass



VICTORIA 1

VICTORIA 2

VICTORIA 3

VICTORIA 4

NEW



VICTORIA 1 WHITE with QUANTAFIT matt black handle

DESIGN

- non-rebated or reverse door leaf
- stile technology
- stile made of pine wood + oak
- door leaf thickness 40 mm

FINISH

- three times painted using the hydrodynamic method with water-based paints according to the ERKADO colour range or RAL covering paints

HARDWARE

- three concealed hinges in silver colour (optionally for an extra charge in black, white or gold colour)
- magnetic lock: for key, cylinder, economy or with a lock in silver colour, optionally for an extra charge a magnetic lock in black or gold colour

GLAZING

- as standard, transparent safety glass, VSG 221 milky or black safety glass, smooth on both sides

EXTRA CHARGES

- ventilation undercut
- non-rebated door leaf "100"
- drop-down seal
- replacement with a magnetic lock in black, white or gold colour
- replacement with hinges and strike plate in black, white or gold colour
- doors in size 216-230 cm15% extra charge to the base price
- doors in size 231-240 cm25% extra charge to the base price
- doors in size 241-250 cm30% extra charge to the base price
- doors in size 251-300 cm50% extra charge to the base price

FINISH



STANDARD STRAIGHT OAK



WHITE SMOOTH
or another colour from the
RAL colour range

AVAILABLE DOOR LEAF WIDTHS

- 60 70 80 90 100 CUSTOM SIZE

STRIPS



NATURAL OAK



DARK OAK



TEAK



WALNUT



WHITE²⁾



RUSTIC OAK



WINCHESTER



GOLDEN OAK



MAHOGANY



ROSEWOOD



RAL 7016²⁾



ANTHRACITE QUARTZ



RAL COLOUR RANGE¹⁾²⁾

¹⁾ extra charge, ²⁾ smooth or with wood texture



PAULA 2 RAL 9016 with QUANTA FIT matt black handle



PAULA 1



PAULA 2

NEW



PAULA 1 NATURAL OAK with QUANTA FIT matt black handle

DESIGN

- non-rebated or reverse door leaf
- stile technology
- stile made of pine wood + oak
- door leaf thickness 40 mm

FINISH

- three times painted using the hydrodynamic method with water-based paints according to the ERKADO colour range or RAL covering paints

HARDWARE

- three concealed hinges in silver colour (optionally for an extra charge in black, white or gold colour)
- magnetic lock: for key, cylinder, economy or with a lock in silver colour, optionally for an extra charge a magnetic lock in black or gold colour

EXTRA CHARGES

- ventilation undercut
- non-rebated door leaf "100"
- drop-down seal
- replacement with a magnetic lock in black, white or gold colour
- replacement with hinges and strike plate in black, white or gold colour
- doors in size 216-230 cm15% extra charge to the base price
- doors in size 231-240 cm25% extra charge to the base price
- doors in size 241-250 cm30% extra charge to the base price
- doors in size 251-300 cm50% extra charge to the base price

FINISH



STANDARD STRAIGHT OAK

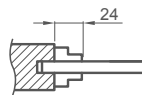


WHITE SMOOTH
or another colour from the
RAL colour range

AVAILABLE DOOR LEAF WIDTHS

- 60 70 80 90 100 CUSTOM SIZE

STRIPS



NATURAL OAK



DARK OAK



TEAK



WALNUT



WHITE²⁾



RUSTIC OAK



WINCHESTER



GOLDEN OAK



MAHOGANY



ROSEWOOD



RAL 7016²⁾



ANTHRACITE QUARTZ



RAL COLOUR RANGE¹⁾²⁾

¹⁾ extra charge, ²⁾ smooth or with wood texture



MAGNOLIA 1 DARK OAK, TOPAZ handle, brushed chrome



MAGNOLIA 1



MAGNOLIA 2



MAGNOLIA 3



MAGNOLIA 4



MAGNOLIA 5



MAGNOLIA 6



MAGNOLIA 7



MAGNOLIA 8



MAGNOLIA 1 WINCHESTER OAK with QUANTA FIT matt black handle



DESIGN

- non-rebated or reverse door leaf
- stile technology
- stile made of pine wood + oak
- door leaf thickness 40 mm

FINISH

- three times painted using the hydrodynamic method with water-based paints according to the ERKADO colour range or RAL covering paints

HARDWARE

- three concealed hinges in silver colour (optionally for an extra charge in black, white or gold colour)
- magnetic lock: for key, cylinder, economy or with a lock in silver colour, optionally for an extra charge a magnetic lock in black or gold colour

GLAZING

- as standard, 4 mm tempered milky or transparent glass, and for an extra charge, VSG 221 milky or black safety glass, smooth on both sides

EXTRA CHARGES

- ventilation undercut
- non-rebated door leaf "100"
- drop-down seal
- replacement with a magnetic lock in black, white or gold colour
- replacement with hinges and strike plate in black, white or gold colour
- doors in size 216-230 cm15% extra charge to the base price
- doors in size 231-240 cm25% extra charge to the base price
- doors in size 241-250 cm30% extra charge to the base price
- doors in size 251-300 cm50% extra charge to the base price
- laminated VSG 221 glass, safe, smooth on both sides

FINISH



STANDARD STRAIGHT OAK



WHITE SMOOTH
or another colour from the RAL colour range

AVAILABLE DOOR LEAF WIDTHS

- 60
- 70
- 80
- 90
- 100
- CUSTOM SIZE



NATURAL OAK



DARK OAK



TEAK



WALNUT



WHITE²⁾



RUSTIC OAK



WINCHESTER



GOLDEN OAK



MAHOGANY



ROSEWOOD



RAL 7016²⁾



ANTHRACITE QUARTZ



RAL COLOUR RANGE¹⁾²⁾

¹⁾ extra charge, ²⁾ smooth or with wood texture





LAURENCJA 1 NATURAL OAK with QUBE PREMIUM brushed chrome handle



LAURENCJA 1



LAURENCJA 2



LAURENCJA 3



LAURENCJA 4



LAURENCJA 5



LAURENCJA 6



LAURENCJA1 DARK OAK with QUBE PREMIUM brushed chrome handle



DESIGN

- non-rebated or reverse door leaf
- stile technology
- stile made of pine wood + oak
- door leaf thickness 40 mm

FINISH

- three times painted using the hydrodynamic method with water-based paints according to the ERKADO colour range or RAL covering paints

HARDWARE

- three concealed hinges in silver colour (optionally for an extra charge in black, white or gold colour)
- magnetic lock: for key, cylinder, economy or with a lock in silver colour, optionally for an extra charge a magnetic lock in black or gold colour

GLAZING

- as standard, 4 mm tempered milky or transparent glass, and for an extra charge, VSG 221 milky or black safety glass, smooth on both sides

EXTRA CHARGES

- ventilation undercut
- non-rebated door leaf "100"
- drop-down seal
- replacement with a magnetic lock in black, white or gold colour
- replacement with hinges and strike plate in black, white or gold colour
- doors in size 216-230 cm15% extra charge to the base price
- doors in size 231-240 cm25% extra charge to the base price
- doors in size 241-250 cm30% extra charge to the base price
- doors in size 251-300 cm50% extra charge to the base price
- laminated VSG 221 glass, safe, smooth on both sides

FINISH



STANDARD STRAIGHT OAK



WHITE SMOOTH
or another colour from the
RAL colour range

AVAILABLE DOOR LEAF WIDTHS

- 60
- 70
- 80
- 90
- 100
- CUSTOM SIZE



NATURAL OAK



DARK OAK



TEAK



WALNUT



WHITE²⁾



RUSTIC OAK



WINCHESTER



GOLDEN OAK



MAHOGANY



ROSEWOOD



RAL 7016²⁾



ANTHRACITE QUARTZ



RAL COLOUR RANGE¹⁾²⁾

¹⁾ extra charge, ²⁾ smooth or with wood texture





MISKANT 2 WHITE smooth, BELLA slim BLACK matt handle



MISKANT 1



MISKANT 2



MISKANT 3



Black lines width 18 mm painted using screen printing technology



MISKANT 4




MISKANT 5



MISKANT 6



MISKANT 2 GOLDEN OAK with BELLA slim BLACK matt handle



CONSTRUCTION

- non-rebated stile or panel door leaf (for an extra charge) or reverse
- stile made of pine wood + oak reinforced with "c" profile
- external cladding of the door leaf made of 4 mm thick waterproof oak plywood or 3 mm thick moisture-resistant HDF for doors without wood texture or in stile technology
- door leaf thickness 40 mm

FINISH

- three times painted using the hydrodynamic method with water-based paints according to the ERKADO colour range or RAL covering paints

HARDWARE

- three concealed hinges in silver colour (optionally for an extra charge in black, white or gold colour)
- magnetic lock: for key, cylinder, economy or with a lock in silver colour, optionally for an extra charge a magnetic lock in black or gold colour

GLAZING

- safe glazing unit, milky or transparent (single-chamber) 30 mm thick (panel technology) or in stile technology, laminated VSG glass, milky or transparent
- possibility to change the glazing side to REVERSE (OBSERVE standard glazing)
- black lines with a width (thickness) of 18 mm

EXTRA CHARGES

- panel design door leaf
- ventilation undercut
- non-rebated door leaf "100"
- drop-down seal
- replacement with a magnetic lock in black, white or gold colour
- replacement with hinges and strike plate in black, white or gold colour
- doors in size 216-230 cm15% extra charge to the base price
- doors in size 231-240 cm25% extra charge to the base price
- doors in size 241-250 cm30% extra charge to the base price
- doors in size 251-300 cm50% extra charge to the base price


DOOR CROSS-SECTION



AVAILABLE DOOR LEAF WIDTHS

- 60
- 70
- 80
- 90
- 100
- CUSTOM SIZE

FINISH



¹⁾ extra charge, ²⁾ extra charge – the grain direction can be vertical or horizontal, for solid doors or with shallow moulding, ³⁾ smooth or with wood structure



TURAN 3, BELLA slim shiny chrome handle



TURAN 1



TURAN 2



TURAN 3



TURAN 4



TURAN 5



TURAN 6



TURAN 7



TURAN 8



TURAN 8 painted RAL 5011 with BELLA slim shiny brass handle



DESIGN

- non-rebated stile or panel door leaf (for an extra charge) or reverse
- stile made of pine wood + oak reinforced with "c" profile
- external cladding of the door leaf made of 4 mm thick waterproof oak plywood or 3 mm thick moisture-resistant HDF for doors without wood texture or in stile technology
- solid board filling
- door leaf thickness 40 mm

FINISH

- three times painted using the hydrodynamic method with water-based paints according to the ERKADO colour range or RAL covering paints

HARDWARE

- three concealed hinges in silver colour (optionally for an extra charge in black, white or gold colour)
- magnetic lock: for key, cylinder, economy or with a lock in silver colour, optionally for an extra charge a magnetic lock in black or gold colour

GLAZING

- TURAN 1 and TURAN 8 models in panel technology, safe glazing unit, milky, transparent or black (single-chamber) 30 mm thick
- in stile technology, VSG 221 milky or black safety glass, smooth on both sides
- TURAN 7 available with a mirror on one side. The other side is a lacquered panel. Mirror on the hinge side.

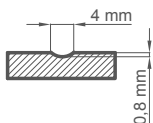
EXTRA CHARGES

- panel design door leaf
- ventilation undercut
- non-rebated door leaf "100"
- drop-down seal
- replacement with a magnetic lock in black, white or gold colour
- replacement with hinges and strike plate in black, white or gold colour
- doors in size 216-230 cm15% extra charge to the base price
- doors in size 231-240 cm25% extra charge to the base price
- doors in size 241-250 cm30% extra charge to the base price
- doors in size 251-300 cm50% extra charge to the base price

DOOR CROSS-SECTION



MOULDING



NATURAL OAK



DARK OAK



TEAK



WALNUT



WHITE³⁾



RUSTIC OAK



WINCHESTER



GOLDEN OAK



MAHOGANY



ROSEWOOD



RAL 7016³⁾



ANTHRACITE QUARTZ



RAL COLOUR RANGE^{1) 3)}

AVAILABLE DOOR LEAF WIDTHS

- 60
- 70
- 80
- 90
- 100
- CUSTOM SIZE

FINISH



STANDARD STRAIGHT OAK



KNOTTY OAK²⁾



WHITE SMOOTH or another colour from the RAL colour range

¹⁾ extra charge, ²⁾ extra charge – the grain direction can be vertical or horizontal, for solid doors or with shallow moulding,

³⁾ smooth or with wood structure





NEMEZJA 14 DARK OAK with QUANTA FIT matt black handle



NEMEZJA 1



NEMEZJA 4



NEMEZJA 6



NEMEZJA 7



NEMEZJA 8



NEMEZJA 9



NEMEZJA 10



NEMEZJA 11



NEMEZJA 12



NEMEZJA 13



NEMEZJA 14



NEMEZJA 14 with QUANTA FIT matt black handle



DESIGN

- non-rebated or reverse door leaf
- stile technology
- stile made of pine wood + oak
- door leaf thickness 40 mm

FINISH

- three times painted using the hydrodynamic method with water-based paints according to the ERKADO colour range or RAL covering paints

HARDWARE

- three concealed hinges in silver colour (optionally for an extra charge in black, white or gold colour)
- magnetic lock: for key, cylinder, economy or with a lock in silver colour, optionally for an extra charge a magnetic lock in black or gold colour

GLAZING

- as standard, 4 mm tempered milky or transparent glass, and for an extra charge, VSG 221 milky or black safety glass, smooth on both sides

EXTRA CHARGES

- ventilation undercut
- non-rebated door leaf "100"
- drop-down seal
- replacement with a magnetic lock in black, white or gold colour
- replacement with hinges and strike plate in black, white or gold colour
- doors in size 216-230 cm15% extra charge to the base price
- doors in size 231-240 cm25% extra charge to the base price
- doors in size 241-250 cm30% extra charge to the base price
- doors in size 251-300 cm50% extra charge to the base price
- laminated VSG 221 glass, safe, smooth on both sides

FINISH



STANDARD STRAIGHT OAK



WHITE SMOOTH
or another colour from the RAL colour range

AVAILABLE DOOR LEAF WIDTHS

- 60
- 70
- 80
- 90
- 100
- CUSTOM SIZE



NATURAL OAK



DARK OAK



TEAK



WALNUT



WHITE²⁾



RUSTIC OAK



WINCHESTER



GOLDEN OAK



MAHOGANY



ROSEWOOD



RAL 7016²⁾



ANTHRACITE QUARTZ



RAL COLOUR RANGE¹⁾²⁾

¹⁾ extra charge, ²⁾ smooth or with wood texture



MILDA 4 WHITE smooth, CUBE PREMIUM black handle



MILDA 1



MILDA 2



MILDA 3



MILDA 4



MILDA 5



MILDA 2 with BELLA slim shiny brass handle



CONSTRUCTION

- non-rebated or reverse door leaf
- stile made of pine wood + oak reinforced with "c" profile
- external cladding of the door leaf made of 4 mm thick waterproof oak plywood or 3 mm thick moisture-resistant HDF for doors without wood texture
- solid board filling
- door leaf thickness 40 mm

FINISH

- three times painted using the hydrodynamic method with water-based paints according to the ERKADO colour range or RAL covering paints

HARDWARE

- three concealed hinges in silver colour (optionally for an extra charge in black, white or gold colour)
- magnetic lock: for key, cylinder, economy or with a lock in silver colour, optionally for an extra charge a magnetic lock in black or gold colour

EXTRA CHARGES

- ventilation undercut
- non-rebated door leaf "100"
- drop-down seal
- replacement with a magnetic lock in black, white or gold colour
- replacement with hinges and strike plate in black, white or gold colour
- doors in size 216-230 cm15% extra charge to the base price
- doors in size 231-240 cm25% extra charge to the base price
- doors in size 241-250 cm30% extra charge to the base price
- doors in size 251-300 cm50% extra charge to the base price


AVAILABLE DOOR LEAF WIDTHS

- 60
- 70
- 80
- 90
- 100
- CUSTOM SIZE


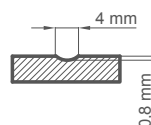
DOOR CROSS-SECTION



FINISH



MOULDING



¹⁾ extra charge, ²⁾ extra charge – the grain direction can be vertical or horizontal, for full doors or with shallow moulding
³⁾ smooth or with wood structure



ANUBIS 2, BELLA slim shiny brass handle



ANUBIS 1



ANUBIS 2



ANUBIS 3



ANUBIS 4




ANUBIS 5



ANUBIS 6



ANUBIS 6 mahogany with BELLA slim shiny brass handle



CONSTRUCTION

- non-rebated or reverse door leaf
- stile made of pine wood + oak reinforced with "c" profile
- external cladding of the door leaf made of 4 mm thick waterproof oak plywood or 3 mm thick moisture-resistant HDF for doors without wood texture
- solid board filling
- door leaf thickness 40 mm

FINISH

- three times painted using the hydrodynamic method with water-based paints according to the ERKADO colour range or RAL covering paints

HARDWARE

- three concealed hinges in silver colour (optionally for an extra charge in black, white or gold colour)
- magnetic lock: for key, cylinder, economy or with a lock in silver colour, optionally for an extra charge a magnetic lock in black or gold colour

EXTRA CHARGES

- ventilation undercut
- non-rebated door leaf "100"
- drop-down seal
- replacement with a magnetic lock in black, white or gold colour
- replacement with hinges and strike plate in black, white or gold colour
- doors in size 216-230 cm15% extra charge to the base price
- doors in size 231-240 cm25% extra charge to the base price
- doors in size 241-250 cm30% extra charge to the base price
- doors in size 251-300 cm50% extra charge to the base price


AVAILABLE DOOR LEAF WIDTHS

- 60
- 70
- 80
- 90
- 100
- CUSTOM SIZE


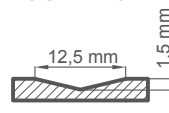
DOOR CROSS-SECTION



FINISH



MOULDING



¹⁾ extra charge, ²⁾ extra charge – the grain direction can be vertical or horizontal, for full doors or with shallow moulding
³⁾ smooth or with wood structure



SYLENA 2, CUBE matt black handle



SYLENA 1



SYLENA 2



SYLENA 3



SYLENA 4



SYLENA 5



SYLENA 6

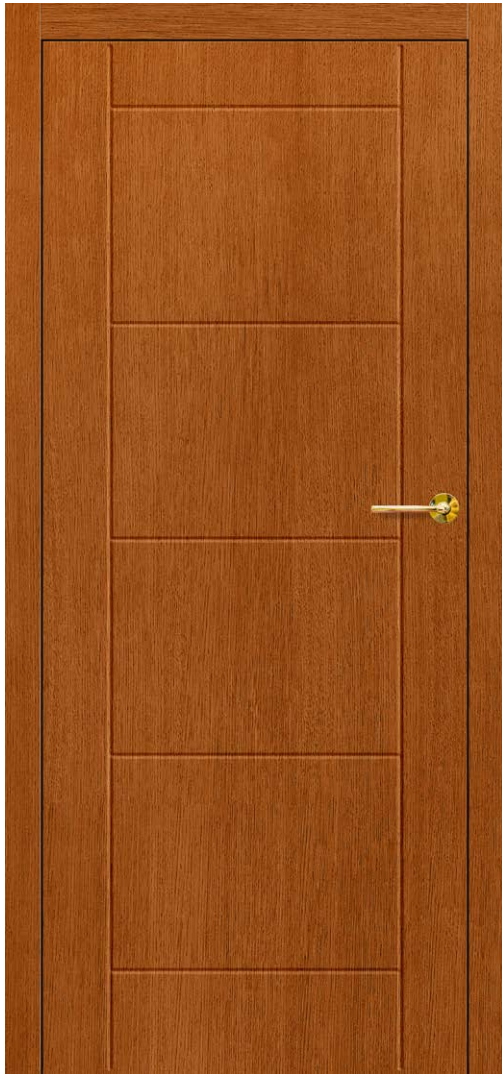


SYLENA 7



SYLENA 8

SYLENA 8 golden oak with BELLA slim shiny brass handle



DESIGN

- non-rebated or reverse door leaf
- stile made of pine wood + oak reinforced with "c" profile
- external cladding of the door leaf made of 4 mm thick waterproof oak plywood or 3 mm thick moisture-resistant HDF for doors without wood texture
- solid board filling
- door leaf thickness 40 mm

FINISH

- three times painted using the hydrodynamic method with water-based paints according to the ERKADO colour range or RAL covering paints

HARDWARE

- three concealed hinges in silver colour (optionally for an extra charge in black, white or gold colour)
- magnetic lock: for key, cylinder, economy or with a lock in silver colour, optionally for an extra charge a magnetic lock in black or gold colour

EXTRA CHARGES

- ventilation undercut
- non-rebated door leaf "100"
- drop-down seal
- replacement with a magnetic lock in black, white or gold colour
- replacement with hinges and strike plate in black, white or gold colour
- doors in size 216-230 cm15% extra charge to the base price
- doors in size 231-240 cm25% extra charge to the base price
- doors in size 241-250 cm30% extra charge to the base price
- doors in size 251-300 cm50% extra charge to the base price


AVAILABLE DOOR LEAF WIDTHS

- 60
- 70
- 80
- 90
- 100
- CUSTOM SIZE

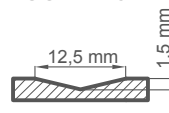
DOOR CROSS-SECTION



FINISH



MOULDING



¹⁾ extra charge, ²⁾ extra charge – the grain direction can be vertical or horizontal, for full doors or with shallow moulding
³⁾ smooth or with wood structure




LOFT 6 black, BELLA slim shiny chrome handle



LOFT 1



LOFT 2



LOFT 3



Double-sided adhesive muntin
width 25 mm



LOFT 4



LOFT 5



LOFT 6

LOFT 6 teak with BELLA slim shiny brass handle



DESIGN

- non-rebated stile or panel door leaf (for an extra charge) or reverse
- stile made of pine wood + oak reinforced with "c" profile
- external cladding of the door leaf made of 4 mm thick waterproof oak plywood or 3 mm thick moisture-resistant HDF for doors without wood texture or in stile technology
- door leaf thickness 40 mm

FINISH

- three times painted using the hydrodynamic method with water-based paints according to the ERKADO colour range or RAL covering paints
- muntin glued on both sides of the glass, width 2.5 cm

HARDWARE

- three concealed hinges in silver colour (optionally for an extra charge in black, white or gold colour)
- magnetic lock: for key, cylinder, economy or with a lock in silver colour, optionally for an extra charge a magnetic lock in black or gold colour

GLAZING

- in panel technology, safe milk or transparent glazing unit (single-chamber) th. 30 mm
- in frame technology, VSG 22l glass, milk or black, safe, smooth on both sides or transparent

EXTRA CHARGES

- panel design door leaf
- ventilation undercut
- non-rebated door leaf "100"
- drop-down seal
- replacement with a magnetic lock in black, white or gold colour
- replacement with hinges and strike plate in black, white or gold colour
- doors in size 216-230 cm15% extra charge to the base price
- doors in size 231-240 cm25% extra charge to the base price
- doors in size 241-250 cm30% extra charge to the base price
- doors in size 251-300 cm50% extra charge to the base price


DOOR CROSS-SECTION



AVAILABLE DOOR LEAF WIDTHS

- 60
- 70
- 80
- 90
- 100
- CUSTOM SIZE

FINISH



¹⁾ extra charge, ²⁾ extra charge – the grain direction can be vertical or horizontal, for full doors or with shallow moulding
³⁾ smooth or with wood structure

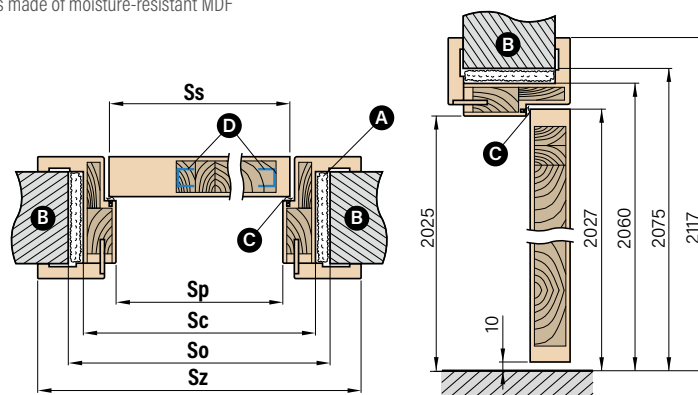


DOOR FRAMES FOR INTERIOR DOORS

ADJUSTABLE DOOR FRAME and TUNNEL

The door frame is made of pine wood covered with oak veneer, with trims made of moisture-resistant MDF board veneered with oak.

	Adjustment range min.-max (mm)
1 element	80-100
	100-120
	120-140
	140-160
	160-180
	180-200
	200-220
	220-240
	240-260
	260-280
2 elements	260-300
	280-300
	300-320
	320-340
	340-360
	360-380
	380-400
	400-420



A - mounting foam B - wall C - gasket D - steel channel

Door width	Ss	Sp	So	Sc	Sz
"60"	618	600	700	670	779
"70"	718	700	800	770	879
"80"	818	800	900	870	979
"90"	918	900	1000	970	1079
"100"	1018	1000	1100	1070	1179

- fixed door frame rebated or non-rebated - extra charge
- trims joined only at a 90-degree angle with 8 cm trim
- electric door strike - extra charge
- movable clip-on square with 2 cm extended tongue and standard clip-on square for door frame - extra charge
- it is possible to make a door frame for the range 500-520 mm - extra charge for every 2 cm of range, based on the price of a door frame 400-420 mm
- tunnel door frame price at the price of a non-rebated door frame

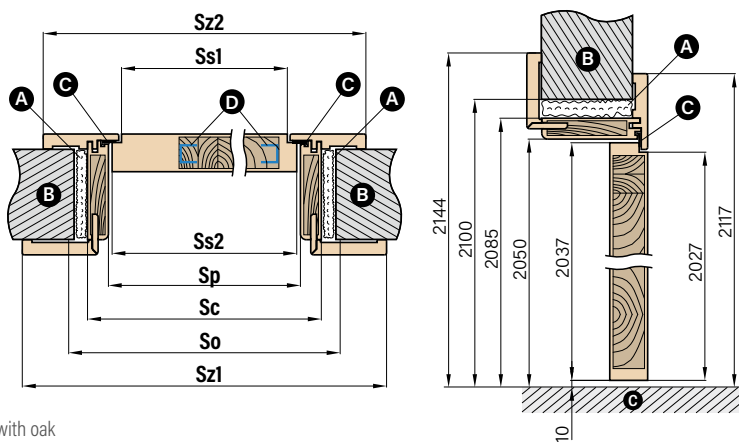
EXTRA CHARGES FOR HEIGHT INCREASES

- doors in size 216-230 cm.....15% extra charge to the base price
 - doors in size 231-240 cm.....25% extra charge to the base price
 - doors in size 241-250 cm.....30% extra charge to the base price
 - doors in size 251-300 cm.....50% extra charge to the base price
- EXTRA CHARGE FOR HEIGHTENED DOORS ALSO APPLIES TO DOOR FRAMES**

WOODEN REVERSE DOOR FRAME NEW

The door frame is made of pine wood covered with oak veneer, with trims made of moisture-resistant MDF board veneered with oak.

- extra charge for reverse door frame
- adjustment range - see table above



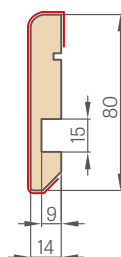
A - mounting foam B - wall C - gasket D - steel channel

Door width	Ss1	Ss2	Sp	So	Sc	Sz1	Sz2
"60"	600	620	628	730	698	808	768
"70"	700	720	728	830	798	908	868
"80"	800	820	828	930	898	1008	968
"90"	900	920	928	1030	998	1108	1068
"100"	1000	1020	1028	1130	1098	1208	1168
"110"	1100	1120	1128	1230	1198	1308	1268


SKIRTING BOARD

The skirting board is made of moisture-resistant MDF board, veneered with oak veneer and lacquered in colours from our color range.


- length 2.40 m
- installation method - gluing to the wall




TRIMS AND CORNICES FOR INTERIOR DOORS




STANDARD TRIM OP-1
 ■ 8 cm, vertical joint




STANDARD TRIM OP-3
 ■ 8 cm, horizontal joint
 ■ extra charge




TALL TRIM OP-3w20
 ■ top 20 cm
 ■ side 8 cm
 ■ horizontal connection
 ■ extra charge




HIGH CEILING STRIP OP-3wS
 ■ top for ceiling
 ■ side 8 cm
 ■ horizontal connection
 ■ extra charge per m²



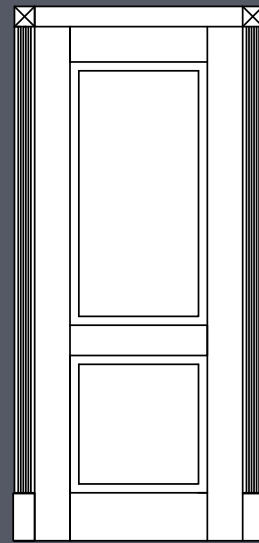
DECORATIVE CORNICE GZ-1
 ■ side strips 8 cm
 ■ bottom posts
 ■ extra charge



DECORATIVE CORNICE GZ-2
 ■ side strips 8 cm
 ■ bottom posts
 ■ extra charge



DECORATIVE STRIPS OP-2
 ■ top blocks
 ■ bottom posts
 ■ extra charge



DECORATIVE STRIPS OP-4
 ■ top covers
 ■ bottom posts
 ■ extra charge

≡ HANDLES FOR INTERIOR DOORS

≡ HARDWARE



QUBIK handle

matt black, shiny chrome, white matt, velvet nickel



CLASS HANDLE PREMIUM



CUBE SLIM handle (prestigious 6 mm thick escutcheon)

shiny chrome, brushed matt chrome, shiny brass, matt black



CLASS HANDLE PREMIUM



LUNA PREMIUM SQUARE handle

shiny chrome, brushed matt chrome, shiny brass, matt black



CUBE handle

shiny chrome, brushed matt chrome, brushed matt nickel, matt black




CLASS HANDLE PREMIUM



LUNA PREMIUM ROUND handle

shiny chrome, brushed matt chrome, shiny brass, matt black




CLASS HANDLE PREMIUM



CUBE PREMIUM handle

shiny chrome, brushed matt chrome, brushed matt nickel, matt black



CLASS HANDLE PREMIUM



BELLA SLIM SQUARE handle (prestigious 6 mm thick escutcheon)

shiny chrome, brushed matt chrome, shiny brass, matt black



CLASS HANDLE PREMIUM



BELLA SLIM ROUND handle (prestigious 6 mm thick escutcheon)

shiny chrome, brushed matt chrome, shiny brass, matt black





CORONA TIME SLIM R handle

matt brass, gunmetal, matt black




CORONA ARROW R handle

shiny chrome, brushed matt chrome, matt black, white matt



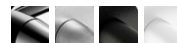
CORONA IMPERA RT handle

shiny chrome, brushed matt chrome, brushed matt nickel, matt black, shiny copper, white matt



CORONA ARROW Q handle

shiny chrome, brushed matt chrome, matt black, white matt



CORONA MOON R SLIM handle

shiny chrome, matt black, shiny brass, matt brass





Thermal transmittance coefficient

Ud < 0.90 W/m²K

ITB certificate no. 831/B-2018-13

Material: oak, pine or meranti

Design

- door leaf thickness 72 mm
- gasket in the door leaf and frame
- doors in a rebated system
- external cladding of the door leaf made of waterproof plywood: oak, pine or meranti, thickness 12 mm or 7 mm
- internal design of the door leaf in the form of a lattice filled with polyurethane foam, thickness 58 mm (plywood 7 mm) and 48 mm (plywood 12 mm)
- door leaf frame made of pine+oak or pine+meranti wood, reinforced with sheet metal and a "C" profile
- anti-burglary rebate on the hinge side

Frame

- laminated wood with oak, pine or meranti inserts, dimensions 100 mm x 70 mm
- aluminium threshold with thermal break or wooden

Finish

- five-time painting using the hydrodynamic method with water-based paints according to the ERKADO colour range or RAL covering paints for an extra charge except RAL 9016 (white) and RAL 7016 (anthracite) (p. 130)

Dimensions

- typical according to the table (p. 129)
- available in non-standard dimensions without extra charge for non-standard size. The extra charge applies only to doors: higher than 212 cm and wider than 102 cm

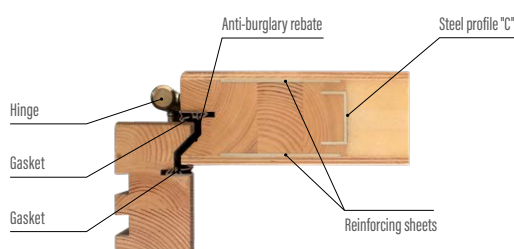
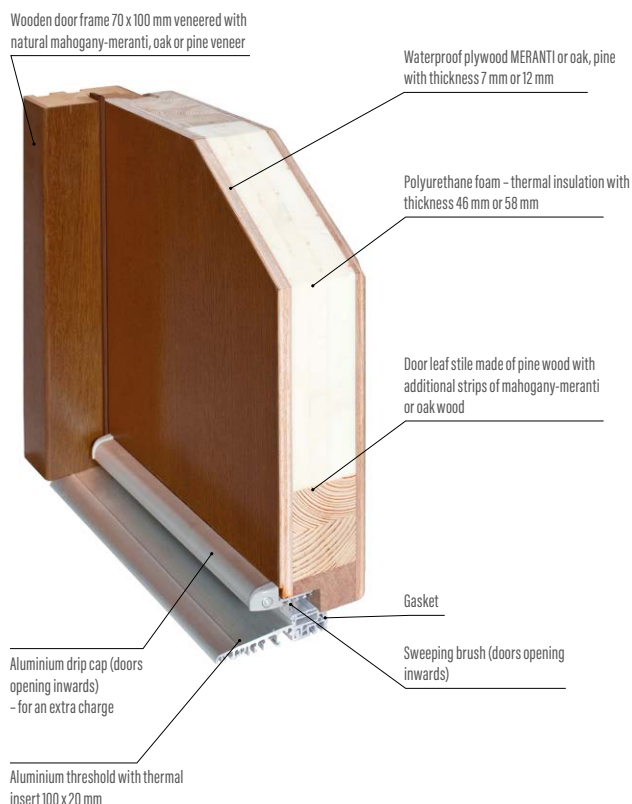
Standard equipment

- 2 independent bolt locks, spacing 72 mm
- four hinges adjustable in three planes
- aluminium threshold with thermal break or wooden
- decorative, stainless steel sheets in selected models
- glazing unit with black lacquered glass in selected models

Equipment for an extra charge

- handle
- cylinders 35/65
- pull handle
- biometric lock
- peephole
- alarm reed switch
- electric door strike - only with multipoint lock for 1 or 2 cylinders
- multipoint lock for one or two cylinders
- wooden drip cap (doors opening inwards)
- thermal insulation insert for threshold

Wooden threshold with hardware





Thermal transmittance coefficient

Ud < 0.78 W/m²K

ITB certificate no. 831/B-2018-14

Material: oak, pine or meranti

Design

- door leaf thickness 82 mm
- gasket in the door leaf and frame
- doors in a rebated system
- external cladding of the door leaf made of waterproof plywood mahogany meranti, oak or pine with a thickness of 12 mm or 7 mm
- internal design of the door leaf in the form of a grid filled with polyurethane foam with a thickness of 58 mm or 68 mm
- door leaf stile made of pine+meranti or pine+oak wood, reinforced with sheet metal and "C" profile
- anti-burglary rebate on the hinge side

Frame

- laminated wood with mahogany-meranti, oak or pine strips, dimensions 100 mm x 70 mm
- aluminium threshold with thermal break or wooden

Finish

- five times hydrodynamic painting with water-based paints according to the ERKADO color range or RAL covering paints for an extra charge except RAL 9016 (white) and RAL 7016 (anthracite) (p. 130)

Dimensions

- typical according to the table (p. 129)
- available in non-standard dimensions without extra charge for non-standard size. The extra charge applies only to doors: higher than 212 cm and wider than 102 cm


Standard equipment

- multipoint lock for 1 cylinder, spacing 72 mm
- four hinges adjustable in three planes
- aluminium threshold with thermal break or wooden
- decorative, stainless steel sheets in selected models:
- glazing unit with black lacquered glass in models: P120, P121, P122, P123, P124, P125, P126, P127


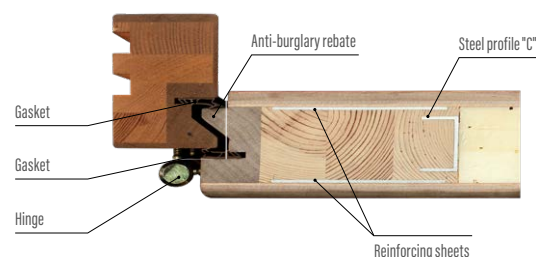
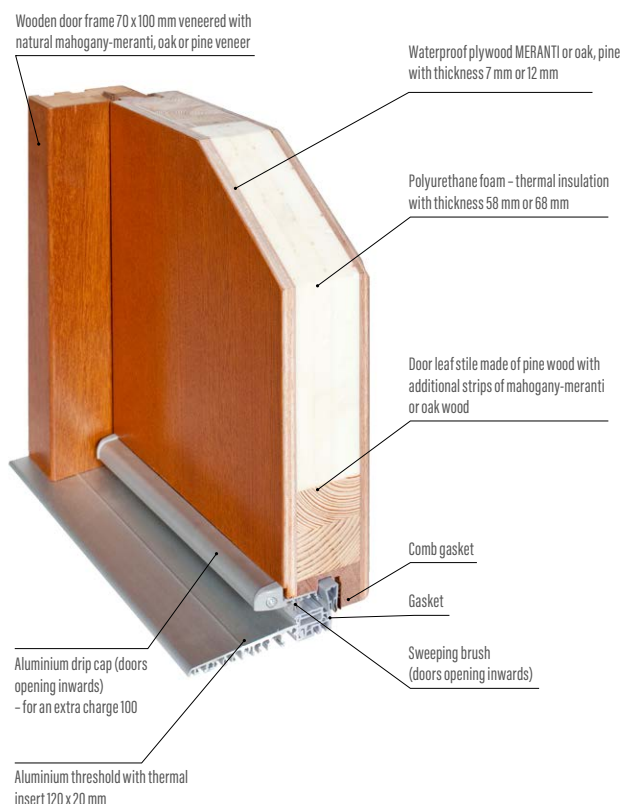
Equipment for an extra charge

- handle
- cylinders 45/65
- pull handle
- biometric lock
- peephole
- alarm reed switch
- electric strike
- multipoint lock for two cylinders
- thermal insulation insert for threshold
- aluminium drip cap (doors opening inwards)

Wooden threshold with hardware



thermal insulation insert



Thermal transmittance coefficient

Ud < 0.63 W/m²K

ITB certificate no. 831/B-2018-15

Material: MERANTI or OAK

Design

- door leaf thickness 102 mm
- gasket in the door leaf and frame
- doors in a rebated system
- external cladding of the door leaf made of waterproof plywood mahogany meranti or oak with a thickness of 12 mm
- internal design of the door leaf in the form of a lattice filled with polyurethane foam with a thickness of 78 mm
- door leaf stile made of pine+meranti or pine+oak wood, reinforced with sheet metal and "C" profile
- anti-burglary rebate on the hinge side

Frame

- laminated wood with mahogany-meranti or oak inserts, dimensions 100 mm x 90 mm
- aluminium threshold with thermal break or wooden

Finish

- five times hydrodynamic painting with water-based paints according to the ERKADO color range or RAL covering paints for an extra charge except RAL 9016 (white) and RAL 7016 (anthracite) (p. 130)

Dimensions

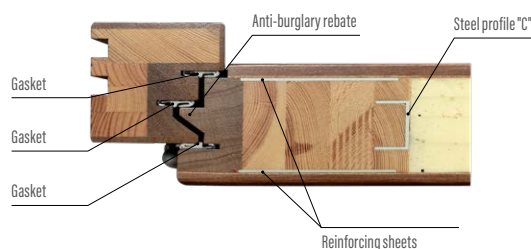
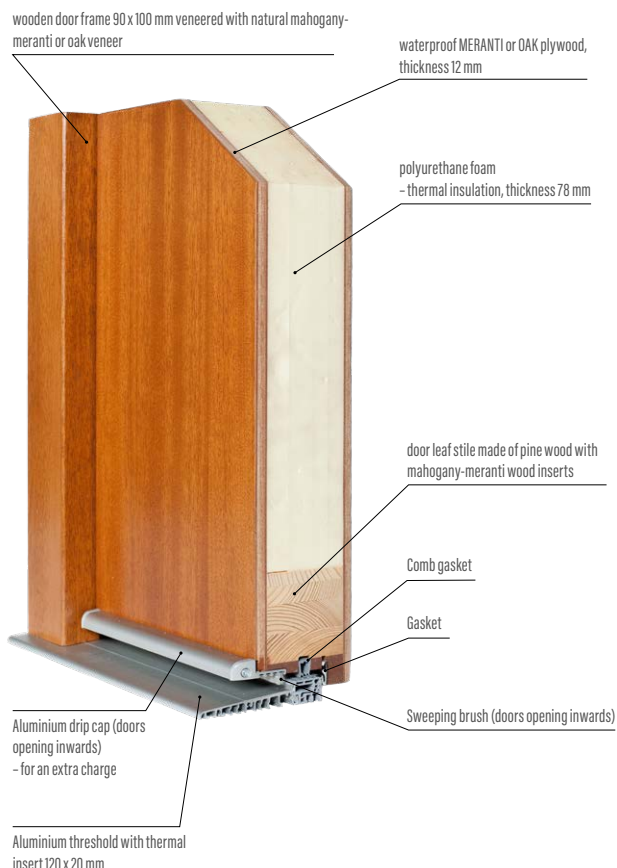
- typical according to the table (p. 129)
- available in non-standard sizes without extra charge for non-standard dimensions. The extra charge applies only to doors: higher than 214 cm and wider than 106 cm.

Standard equipment


- strip lock for 1 cylinder, spacing 92 mm
- three hinges adjustable in three "3D" planes
- aluminium threshold with thermal break or wooden
- decorative, stainless steel sheets in selected models

Equipment for an extra charge


- handle
- cylinders 60/65
- pull handle
- biometric lock
- peephole
- electric door strike
- thermal insulation insert for threshold
- aluminium drip cap (doors opening inwards)
- alarm reed switch



Wooden threshold with hardware



thermal insulation insert



Thermal transmittance coefficient

Ud < 0.79 W/m²K

ITB certificate no. 831/B-2018-16

Material: MERANTI or OAK

Design

- door leaf thickness 82 mm
- gasket in the door leaf and frame
- doors in the non-rebated system
- external cladding of the door leaf made of waterproof plywood mahogany meranti or oak with a thickness of 12 mm
- internal design of the door leaf in the form of a lattice filled with polyurethane foam with a thickness of 58 mm
- door leaf stile made of pine+meranti or pine+oak wood, reinforced with sheet metal and "C" profile
- three concealed hinges
- anti-burglary bolts

Frame

- laminated wood with mahogany-meranti or OAK inserts, dimensions 107 mm x 80 mm
- wooden threshold

Finish

- five times hydrodynamic painting with water-based paints according to the ERKADO color range or RAL covering paints for an extra charge except RAL 9016 (white) and RAL 7016 (anthracite) (p. 130)

Dimensions


- available in non-standard sizes without extra charge for non-standard dimensions. The extra charge applies only to doors: higher than 214 cm and wider than 106 cm.

Standard equipment

- multipoint lock for 1 cylinder, spacing 72 mm
- three concealed hinges adjustable in three "3D" planes
- wooden threshold
- decorative, stainless steel sheets in selected models
- glazing package with black lacquered glass in selected models

Equipment for an extra charge

- | | |
|------------------------------|--|
| - handle | - electric strike |
| - cylinders | - thermal insulation insert for threshold |
| - pull handle | - aluminium drip cap (doors opening inwards) |
| - biometric lock | - alarm reed switch |
| - strip lock for 2 cylinders | |
| - peephole | |



Thermal transmittance coefficient

Ud < 0.64 W/m²K

ITB certificate no. 831/B-2018-16

Material: MERANTI or OAK

Design

- door leaf thickness 102 mm
- gasket in the door leaf and frame
- doors in the non-rebated system
- external cladding of the door leaf made of waterproof plywood Mahogany meranti or OAK with a thickness of 12 mm
- internal design of the door leaf in the form of a lattice filled with polyurethane foam with a thickness of 78 mm
- door leaf stile made of pine+meranti or pine+oak wood, reinforced with sheet metal and "C" profile
- three concealed hinges
- anti-burglary bolts

Frame

- laminated wood with mahogany-meranti or OAK inserts, dimensions 107 mm x 80 mm
- wooden threshold

Finish

- five times hydrodynamic painting with water-based paints according to the ERKADO color range or RAL covering paints for an extra charge except RAL 9016 (white) and RAL 7016 (anthracite) (p. 130)

Dimensions

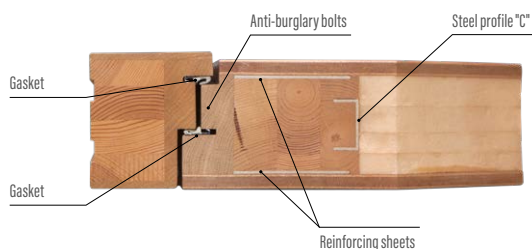
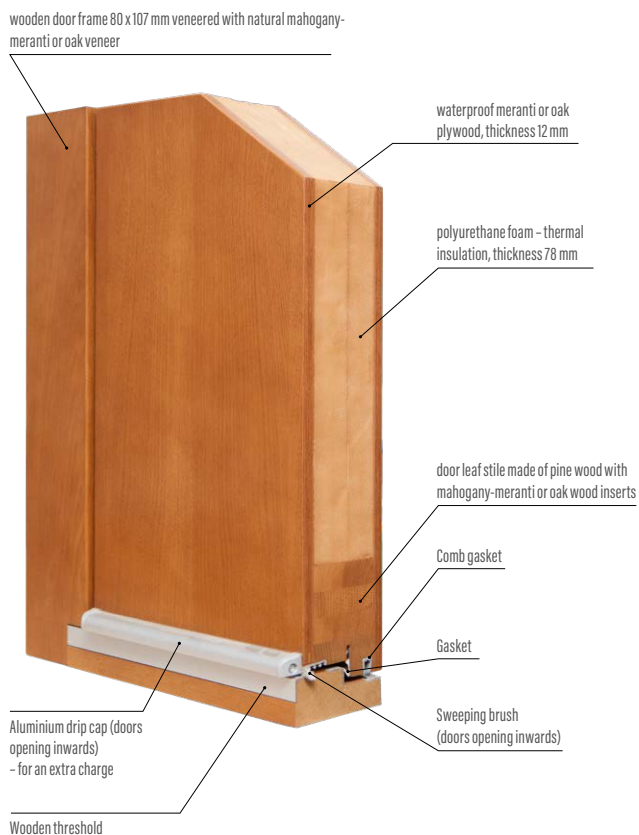
- typical according to the table (p. 129)
- available in non-standard sizes without extra charge for non-standard dimensions. The extra charge applies only to doors: higher than 214 cm and wider than 106 cm.

Standard equipment

- multipoint lock for 1 cylinder, spacing 72 mm
- three concealed hinges adjustable in three "3D" planes
- wooden threshold
- decorative, stainless steel sheets in selected models
- glazing package with black lacquered glass in selected models

Equipment for an extra charge

- | | |
|------------------------------|--|
| - handle | - electric door strike |
| - cylinders 55/70 | - thermal insulation insert for threshold |
| - pull handle | - aluminium drip cap (doors opening inwards) |
| - biometric lock | - alarm reed switch |
| - strip lock for 2 cylinders | |
| - peephole | |

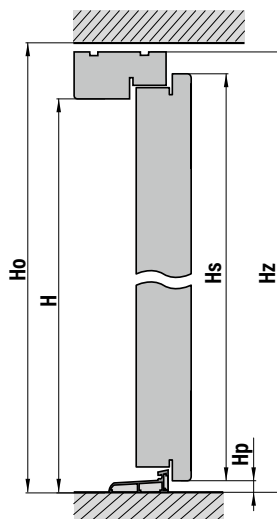
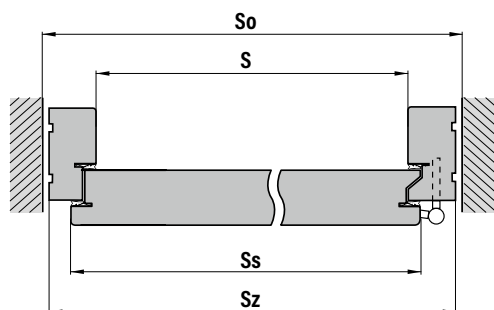




REBATE ON DOOR LEAF EDGE 18 mm

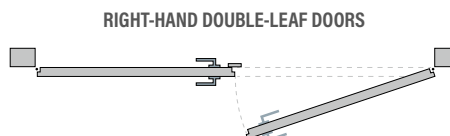
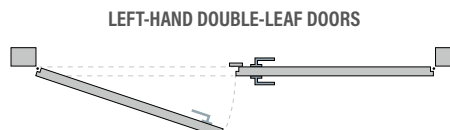
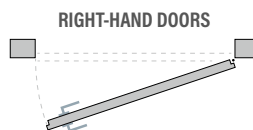
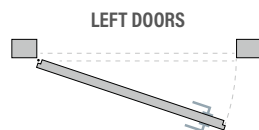
advantages:

- better sealing of the door leaf to the door frame
- full coverage of strike plates



- S - width in the clear opening of the door frame
- So - width of the opening in the wall
- Ss - width of the door leaf
- Sz - total width of the doors
- Ho - height of the wall opening
- H - height in the clear opening of the door frame
- Hs - height of the door leaf
- Hz - total height of the doors
- Hpa - height of the aluminium threshold
- Hpd - height of the wooden threshold

DOOR OPENING DIRECTIONS



GLAZING UNITS FOR EXTERIOR DOORS




GLAZING SET
SECURE 54 mm
with REFLEX glass



GLAZING SET
SECURE 70 mm
with REFLEX glass

GLAZING UNITS - TYPES OF GLAZING



NEW

Standard is brown reflex glass. Changing the glazing to frosted, sandblasted or one-way mirror, REFLEX GRAPHITE, P4 - extra charge.

In fixed side panels glazed in door frames, the glazing unit is double-chamber / triple-glazed with a thickness of 44 mm.

In door leaves, the glazing unit is double-chamber / triple-glazed with a thickness of 44 mm to 70 mm (depending on the selected model and door leaf thickness), and triple-chamber / quadruple-glazed units are available in selected models with a door leaf thickness of 102 mm.

¹⁾ Changes in atmospheric pressure may cause slight distortions of the reflected image in the one-way mirror.

²⁾ The price for using MATT WHITE/TRANSPARENT, MATT GREY/TRANSPARENT glass for the door leaf is quoted individually. The extra charge for using switchable transparent glass in sidelights for doors applies per m² of sidelight (calculated from the entire sidelight).

The change in transparency occurs by supplying the glass with low-voltage current. The glass, without current, is matt in a shade of white or grey.

It is activated by a button mounted on the door frame (for an extra charge) or a button, e.g. from lighting. When the glass is transparent, it has a delicate white or grey glow.



DIMENSIONS

Dimensions of doors with aluminium threshold and STANDARD door frame 70 x 100, RAMEL 20 hinge										
Door leaf thickness	Door marking	S	So	Ss	Sz	H	Ho	Hs	Hz	Hpa ALU (aluminium threshold)
		(mm)								
72 mm RAMEL 20 hinge 82 mm RAMEL 20 hinge	"80"	800	970	841	940	2020	2110	2041	2090	20
	"90"	900	1070	941	1040	2020	2110	2041	2090	20
	"100"	1000	1170	1041	1140	2020	2110	2041	2090	20
Dimensions of doors with aluminium threshold and STANDARD door frame 70 x 100, TKZ CUP HINGE										
Door leaf thickness	Door marking	S	So	Ss	Sz	H	Ho	Hs	Hz	Hpa ALU (aluminium threshold)
		(mm)								
72 mm TKZ cup hinge 82 mm TKZ cup hinge	"80"	800	970	841	940	2020	2110	2041	2090	20
	"90"	900	1070	941	1040	2020	2110	2041	2090	20
	"100"	1000	1170	1041	1140	2020	2110	2041	2090	20
Dimensions of doors with aluminium threshold and STANDARD door frame 90 x 100, TKZ CUP HINGE										
Door leaf thickness	Door marking	S	So	Ss	Sz	H	Ho	Hs	Hz	Hpa ALU (aluminium threshold)
		(mm)								
102 mm hinge only and exclusively TKZ cup hinge	"80"	800	1000	871	980	2020	2130	2056	2110	20
	"90"	900	1100	971	1080	2020	2130	2056	2110	20
	"100"	1000	1200	1071	1180	2020	2130	2056	2110	20
Dimensions of NON-REBATED doors (wooden threshold) with STANDARD door frame 80 x 100										
Door leaf thickness	Door marking	S	So	Ss	Sz	H	Ho	Hs	Hz	Hpd WOOD (wooden threshold)
		(mm)								
82 mm 102 mm	"80"	800	980	865	960	2020	2140	2024	2120	40
	"90"	900	1080	965	1060	2020	2140	2024	2120	40
	"100"	1000	1180	1065	1160	2020	2140	2024	2120	40
Dimensions of the door with a wooden threshold with a STANDARD fixed door frame 70 x 100, RAMEL 20 hinge										
Door leaf thickness	Door marking	S	So	Ss	Sz	H	Ho	Hs	Hz	Hpd WOOD (wooden threshold)
		(mm)								
72 mm RAMEL 20 hinge 82 mm RAMEL 20 hinge	"80"	800	970	841	940	2020	2130	2041	2110	40
	"90"	900	1070	941	1040	2020	2130	2041	2110	40
	"100"	1000	1170	1041	1140	2020	2130	2041	2110	40
Dimensions of the door with a wooden threshold with a STANDARD fixed door frame 70 x 100, TKZ CUP HINGE										
Door leaf thickness	Door marking	S	So	Ss	Sz	H	Ho	Hs	Hz	Hpd WOOD (wooden threshold)
		(mm)								
72 mm TKZ cup hinge 82 mm TKZ cup hinge	"80"	800	970	841	940	2020	2130	2041	2110	40
	"90"	900	1070	941	1040	2020	2130	2041	2110	40
	"100"	1000	1170	1041	1140	2020	2130	2041	2110	40
Dimensions of the door with a wooden threshold with a STANDARD fixed door frame 90 x 100, TKZ CUP HINGE										
Door leaf thickness	Door marking	S	So	Ss	Sz	H	Ho	Hs	Hz	Hpd WOOD (wooden threshold)
		(mm)								
102 mm hinge only and exclusively TKZ cup hinge	"80"	800	1000	871	980	2020	2150	2056	2130	40
	"90"	900	1100	971	1080	2020	2150	2056	2130	40
	"100"	1000	1200	1071	1180	2020	2150	2056	2130	40



EXTRA CHARGES FOR NON-STANDARD EXTERIOR DOORS

EXTRA CHARGES FOR NON-STANDARD DOORS	
No.	Description
1.	No extra charge for doors narrower than 104 cm and lower than 212 cm for thickness 72 mm and 82 mm, and no extra charge for doors narrower than 108 cm and lower than 214 cm for thickness 102 mm
2.	Extra charge for wider doors:
a)	Doors wider up to a total width of 108 cm (doors thickness 72 mm and 82 mm)
b)	Doors wider up to a total width of 112 cm (doors with thickness 102 mm)
c)	Doors with a total width from 108 cm to 114 cm (doors thickness 72 mm and 82 mm)
d)	Doors with a total width from 114 cm to 118 cm (doors with thickness 102 mm)
e)	Extra charge for doors with dimension "100" (114 x 209.2/210 – doors with thickness 72 mm and 82 mm), (118 x 211.2/213 – doors with thickness 102 mm)
3.	Extra charge for taller doors (without sidelights for doors):
a)	In the range from 212 to 215 cm + 15% of the value of standard doors
b)	In the range from 215 to 224 cm + 30% of the value of standard doors
c)	In the range from 224 to 250 cm + 40% of the value of standard doors
d)	In the range from 251 to 300 cm + 50% of the value of standard doors
4.	Side panel for total door width up to 150 cm:
a)	Opening with glazing + 75% of the value of single doors
b)	Opening without glazing + 70% of the value of single doors
c)	Fixed imitation door leaf without glazing + 50% of the value of single doors
d)	Fixed imitation door leaf with glazing + 60% of the value of single doors
e)	Fixed in the door frame – mahogany-meranti (regardless of total width)
f)	Fixed in the door frame – oak (regardless of total width)
g)	Fixed in the door frame – pine (regardless of total width)
5.	Side panel for total door width from 151 cm to 170 cm:
a)	Opening with glazing + 95% of the value of single doors
b)	Opening without glazing + 90% of the value of single doors
c)	Fixed imitation door leaf with glazing + 85% of the value of single doors
d)	Fixed imitation door leaf without glazing + 80% of the value of single doors
e)	Fixed in the door frame – mahogany-meranti (regardless of total width)
f)	Fixed in the door frame – oak (regardless of total width)
g)	Fixed in the door frame – pine (regardless of total width)
6.	Extra charge for double-leaf doors with a width from 171 to 196 cm is + 110% of the value of single doors
7.	Fixed side panels in the door frame and top sidelight
a)	Fixed in the door frame – mahogany-meranti
b)	Fixed in the door frame – oak (regardless of total width)
c)	Fixed in the door frame – pine (regardless of total width)
d)	Fixed imitation door leaf up to a total door height of 250 cm + 50% of the value of the door
8.	EXTRA CHARGES-COLOUR
a)	Colour from the RAL colour range (single door), except RAL 9016 (WHITE) and RAL 7016 (ANTHRACITE)
b)	Two-colour doors
9.	Extra charge for changing the glazing
a)	Fixed extra charge for changing the glazing, e.g. one-way mirror, frosted glass, sandblasted, P4, REFLEX GRAPHITE, black REFLEX, black ANTISOL
10.	Thickening of the door frame: per 10 mm/linear metre (pine, oak, meranti)
11.	Widening the door frame to the width of the wall in the form of a tunnel:
a)	mahogany-meranti material per each cm adjustable trim mahogany-meranti
b)	oak material per each cm adjustable trim oak
c)	pine material per each cm adjustable trim pine
12.	Masking trims 10 mm x 60 mm set for one side
a)	mahogany-meranti
b)	oak
c)	pine
13.	Quarter rounds 10 mm x 25 mm set for one side (set)
a)	mahogany-meranti
b)	oak
c)	pine
14.	Aluminium drip cap for inward opening doors
a)	Wooden drip cap for inward opening doors
15.	Fixed glazed side panel with glass flush with the door leaf (available only for non-rebated doors)
16.	Black door frame RAL 9005 or another colour from the RAL colour range or NCS



Pivot doors, are a departure from hinges on standard side mountings.

- The door leaf can be made in thickness 82 mm or 102 mm
- The permissible weight of the door leaf is up to 500 kg
- The permissible dimensions of a plain door leaf are 150 cm x 300 cm, and for doors with glass and mouldings 120 cm x 300 cm
- Each door can be additionally enlarged with fixed glazed or solid side panels in the axis of the door frame
- The latest technology and hinge mounting allow for the highest quality of manufacture and use as well as ease of opening, regardless of the weight of the door leaf
- The prices of pivot doors are determined individually.

FUNDING FOR EXTERIOR DOORS

The Priority Programme Clean Air offers the possibility of obtaining financial support, among others, for exterior doors. All ERKADO entrance door models meet the requirements of the Clean Air programme.

Below we present the results of thermal transmittance tests of ERKADO exterior doors as well as the RC2 certificate for burglary resistance.






PEEPHOLE



TKZ HINGE in patina, nickel or black colours
thickness 102 mm – STANDARD
thickness 72 mm and 82 mm – extra charge



THERMAL INSULATION CYLINDER
height 3 cm x 10 cm x length 120 cm – extra charge
height 5 cm x 10 cm x length 120 cm – extra charge
height 10 cm x 10 cm x length 120 cm – extra charge

ELECTRIC DOOR STRIKE



The electric door strike is only available with a strip lock for 1 or 2 cylinders

POWER SUPPLY



ALARM REED SWITCH



HINGE COVERS



AXA aluminium covers

covers for four hinges (set) Metal Bud aluminium (nickel, patina)
covers for four hinges (set) AXA aluminium (inox, F1)
covers for four hinges (set) AXA aluminium (black, F4)
RETRO covers for four hinges (set)



COVER RETRO patina,
inox gloss, gold gloss

DOOR MAINTENANCE AGENT



Regular maintenance of wooden windows and doors is an important condition for the long-term durability of their surfaces. To keep costs as low as possible, the ADLER company has developed a care kit that is simple and effective to use. No brush or sandpaper is needed, only the care kit is sufficient. Microcracks and micropores in the stain layer will be sealed, thus significantly extending the durability of water-based varnishes and stains.

DOOR CLOSER



ARM DOOR CLOSER with STOP function and opening limiter in inox, black, white or brass colour



CONCEALED DOOR CLOSER with STOP function and opening limiter in inox or black colour



MULTI-POINT LOCKS

MULTI-POINT LOCK
FOR ONE CYLINDER:
th. 82 mm and 102 mm - STANDARD
th. 72 mm - extra charge

MULTI-POINT LOCK
FOR TWO CYLINDERS:
th. 82 mm - extra charge
th. 72 mm - extra charge

ADR 5-POINT MULTI-POINT LOCK
FOR 1 CYLINDER
- extra charge

When using a multi-point lock, the door meets the requirements for burglary resistance class 2 RC2



STRIKE PLATE at extra charge

AUTOMATIC LOCK 3- or 4-point for 1 or 2 cylinders, lock in black colour at extra charge

AUTOMATIC LOCK ADR 5-POINT for 1 cylinder only

MR2 LOCK 3- or 4-point for 1 or 2 cylinders - used with electric door strike

A - MAIN LOCK
B - UPPER ADDITIONAL LOCK

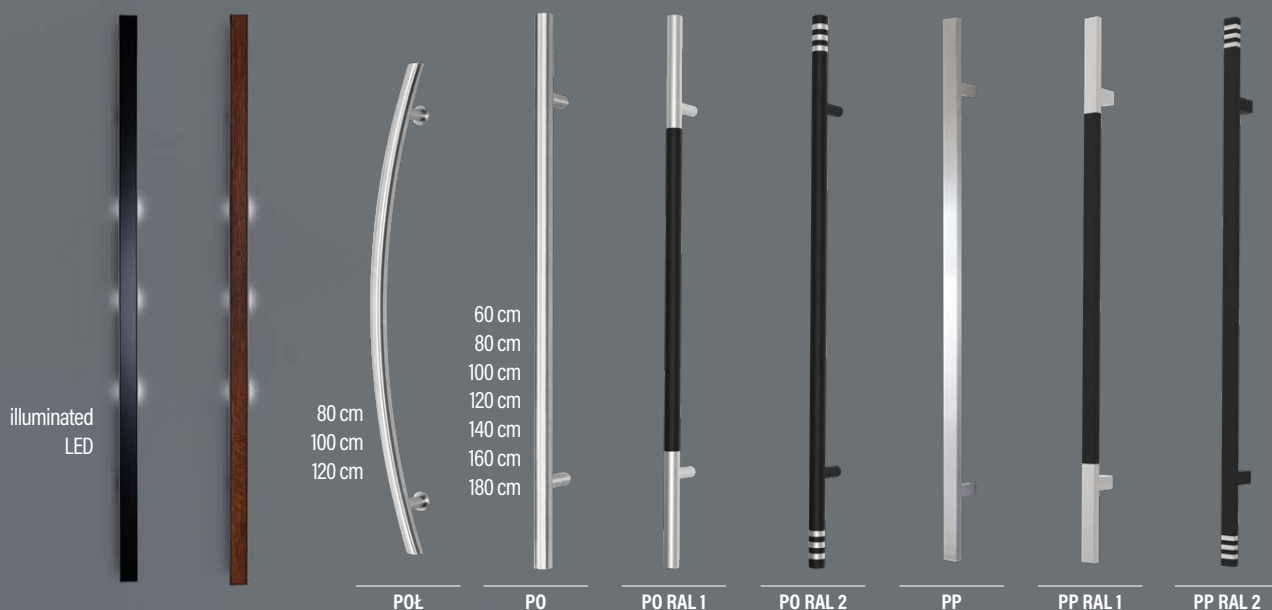




STAINLESS STEEL PULL HANDLES

INOX colour or powder-coated black (extra charge for black pull handle)

extra charge for LED illumination of pull handle
(LED control is standardly via dusk sensor)



80 cm
100 cm
120 cm

60 cm
80 cm
100 cm
120 cm
140 cm
160 cm
180 cm

POŁ

PO

PO RAL 1

PO RAL 2


PP

PP RAL 1

PP RAL 2


black glass with illumination
length 120, 150 or 180 cm

wood (old oak) with illumination
length 120, 150 or 180 cm



inox

black



extra charge for pull handle illumination

K35

O35

G60

up to 180 cm in length (longer bespoke pricing)

up to 180 cm in length

STAINLESS STEEL, INOX or BLACK PULL HANDLES

PO - straight / slanted	
	single-sided
60 cm	
80 cm	
100 cm	
120 cm	
140 cm	
160 cm	
180 cm	
PP - straight / slanted	
60 cm	
80 cm	
100 cm	
120 cm	
140 cm	
160 cm	
180 cm	
POŁ round- arch	
80 cm	
100 cm	
120 cm	
140 cm	
160 cm	
180 cm	

DOOR OPENING

When choosing doors with a handle (pull handle), you have as many as three opening methods to choose from:

- opening with a key
- opening with the "day-night" function on the electric door strike or with a key
- opening with a button or with a key.

For an extra charge, pull handles are available with a button ("door opening function using electric door strike or motor")



version 1:

- button in pull handle
- electric door strike
- power supply
- remote trigger

version 2:

- button in pull handle
- motor for GU lock
- power supply
- cable gland

HANDLE from 80x20 mm profile colour black or INOX





PULL HANDLE WITH FINGERPRINT READER



The set includes:

- selected reader
- automatic lock with motor
- electronic cable gland with power supply

The reader can be mounted in the handle or on the door leaf.

PULL HANDLE WITH KEYPAD AND FINGERPRINT READER



The set includes:

- selected reader
- automatic lock with motor
- electronic cable gland with power supply

Numeric keypad + additionally fingerprint reader (can only be used on the pull handle).

NUMERIC KEYPAD

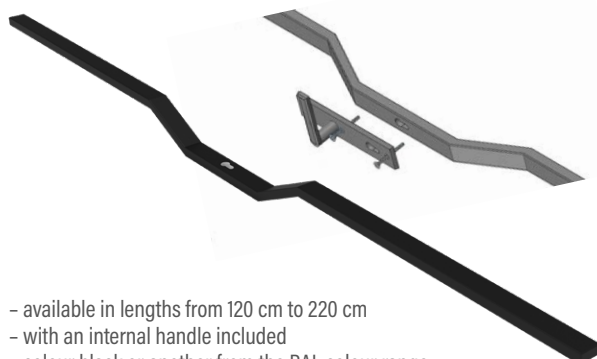


The set includes:

- numeric keypad
- automatic lock with motor
- electronic cable gland with power supply

The keypad can be mounted in the handle or on the door leaf.

PULL HANDLE WLM



- available in lengths from 120 cm to 220 cm
- with an internal handle included
- colour black or another from the RAL colour range

SMART CYLINDERS



NEW

INTELLIGENT NON-CLASSIFIED CYLINDER ERKADOSMART
opening: PIN, RFID card or TTlock app in black colour



NEW

INTELLIGENT NON-CLASSIFIED CYLINDER ERKADOSMART
opening: fingerprint, RFID card or TTlock app in black colour

DIGITAL DOOR VIEWER



MODEL DDS 2

- ability to save up to 50 photos from the camera installed in the viewer
- date and time the photo was taken
- ability to add a card up to 8 GB
- built-in doorbells

SMART HANDLES NEW



ERKADO SMART basic security class, dedicated app for handle: TTlock in INOX, black and gold colours



DESIGN YOUR EXTERIOR DOORS

We invite you to create **your own exterior door model**. The technologies we use enable us to produce virtually any design you propose.

The price of doors made according to an individual design is determined individually. We invite you!



≡ HANDLES

AXA




AXA FAST basic security class in colours inox, F3 (gold) and black



ODIN security class 3 in colours nickel, inox, patina



HAGA handle and handle-pull (fixed) basic security class in colours nickel, inox, patina, black



NEW

LIBERA security class 3 in colours inox, black



NEW

LEONARDO basic security class in colours inox, black hidden mounting elements also on the inside



PRESTIGE security class 3 in colours nickel, inox, patina, black, F3 (gold)



JUPITER FLEX security class 3 in colours inox, patina, black



QUEBEC security class 3 in colours patina, inox



TOTAL in colours inox, patina, black



METRO in stainless steel colour



CERTUS RC2 in colours inox, BLACK STR



Metal-Bud

PRODUCENT KLAMEK

NEW



CERTUS RC3 in colours inox, BLACK STR



Metal-Bud

PRODUCENT KLAMEK

NEW



ERKADO CERTUS SET HANDLE + SLIM ESCUTCHEON (DOORS WITH ONE-SIDED PULL HANDLEM), in colours inox, BLACK STR



NEW



CERTUS UPPER ESCUTCHEONS (DOORS WITH PULL HANDLE) in colours inox, BLACK STR

NEW

≡ HANDLES AND ESCUTCHEONS for one-sided pull handles



SOLO GAJA set handle + slim escutcheon (doors with pull handle) SOLO GAJA upper escutcheon set (upper lock and pull handle) in colours inox, black, patina



AXA



AXA SLIM WITH MOVABLE KNOB colour INOX or black at extra charge



MEDOS RIGA ESCUTCHEONS FOR DOUBLE-SIDED PULL HANDLES

HANDLES FOR ONE-SIDED PULL HANDLE



SOLO VERONA black colour



SOLO VERONA patina colour

HANDLES



VERONA colour black, patina



ONE-SIDED PULL HANDLE

mounted at a 45° angle with holes on the cylinder axis



length 50 cm
length 170 cm



length 50 cm
length 170 cm

VERONA in colours black and patina
available in two lengths: 50 cm and 170 cm

NEW



DAISY double-sided handle-handle basic security class in patina colour



DAISY pull handle-handle with handle inside basic security class in patina colour

Medos



DUBLIN basic security class in colours inox, brass and black



WARSAW basic security class in colours inox, brass and black

NEW



OPERA double-sided handle-handle basic security class in matt brown colour



OPERA pull handle-handle with handle inside basic security class in matt brown colour



RETRO HANDLE, ESCUTCHEON, RETRO KNOCKER: in colours patina, inox gloss





SCHLAGE AMERICAN PULL HANDLE style and security in one in colours silver, black and antique brown



RETRO PULL HANDLE SET:
 - two brass pull handles
 - decorative escutcheons
 - brass hinge covers
 in colours patina, inox gloss, gold gloss

RETRO PULL HANDLES



NEW

length 60 cm
 length 80 cm
 length 100 cm
 length 120 cm
 length 140 cm
 length 160 cm
 length 180 cm
 length 200 cm
 length 220 cm

RPO 1 antaby.pl



NEW

RPO 2 antaby.pl



NEW

length 40 cm
 length 50 cm
 length 60 cm
 length 80 cm
 length 100 cm
 length 120 cm
 length 140 cm
 length 160 cm

WOBI LINEA Classico PULL HANDLE in inox colour, black colour for an extra charge



NEW

length 40 cm
 length 50 cm
 length 60 cm
 length 80 cm
 length 100 cm
 length 120 cm
 length 140 cm
 length 160 cm

WOBI LINEA Classico 45° PULL HANDLE in inox colour, black colour for an extra charge, mounted at a 45° angle with holes aligned with the cylinder axis

In both WOBI pull handles, it is possible to use a button in the pull handle, a fingerprint reader, or point LED lighting with a dusk sensor.

CYLINDERS

thickness 102 mm	thickness 82 mm	thickness 72 mm
cylinder class "B" 65/60 universal	cylinder class "C" 65/45 universal	cylinder 65/35 knob class B
cylinder class "B" 65/60 with knob	cylinder class "C" 65/45 with knob	cylinder 65/35 universal class B
cylinder class "C" 65/60 universal	cylinder class "B" 65/45 universal	cylinders 65/35 knob class C
cylinder class "C" 65/60 with knob	cylinder class "B" 65/45 with knob	cylinders 65/35 universal class C
cylinders one-key system (2 pcs.) class "B" 65/60	cylinders one-key system (2 pcs.) class "B" 65/45	cylinders one-key system (2 pcs.) class "B" 65/35
cylinders one-key system (2 pcs.) class "C" 65/60	cylinders one-key system (2 pcs.) class "C" 65/45	cylinders one-key system (2 pcs.) class "C" 65/35

Cylinders available in colours: nickel, brass and black
 Extra charge for black cylinders

RETRO BANDS WITH DECORATIVE CROWN

A classic solution that gives the door a unique character and elegance.



variant of bands 1

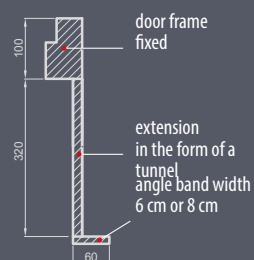


variant of bands 2

- band width 8 cm, crown height 12 cm
- possibility of using bands and crown also with extension, in the form of a tunnel both outside and inside

DOOR FRAME EXTENSION

The extension in the form of a tunnel can be both from the inside and from the outside.





ERKADO
doors are our world

ERKADO DREWNO Sp. z o. o.

Osiedle POM 8
23-275 Gościeradów Ukazowy
Poland
NIP 8652562260
Plant:
Chwałowice 156
37-455 Radomyśl nad Sanem
Poland

tel. +48 15 845 33 88
e-mail: dz@erkado.pl
www.erkado.pl

CHECK PRICES

WOODEN DOORS



STEEL DOORS



INTERIOR DOORS



The warranty card and installation instructions are included with the product. This catalogue serves as an illustrative informational material. The manufacturer reserves the right to change the available goods. Colour samples may differ in reality from those presented in this catalogue. Please consult the colours with the original samples available at our distributors.

Approvals and certificates: CE quality certificate for exterior doors